

Criterion II – Teaching–Learning and Evaluation Student Satisfaction Survey on

Teaching Learning Process

Name of Student : Ambhore Yanga Vijay

Class : B.Sc. I

Following are questions for student satisfaction survey regarding teaching learning process.

1. How well were the teachers able to communicate?
☒ 4 – Always effective
☐ 3 – Sometimes effective
☐ 2 – Just satisfactorily
☐ 1 – Generally ineffective
☐ 0 – Very poor communication
2. How much of the syllabus was covered in the class?
4 – 85 to 100%
☒ 3 – 70 to 84%
☐ 2 – 55 to 69%
☐ 1 – 30 to 54%
☐ 0 – Below 30%
3. The teacher's approach to teaching can best be described as
☐ 4 – Excellent
☐ 3 – Very good
☒ 2 – Good
☐ 1 – Fair
☐ 0 – Poor
4. The institute takes active interest in promoting internship, student exchange, field visit opportunities for students.
☐ 4 – Regularly
☐ 3 – Often
☐ 2 – Sometimes
☒ 1 – Rarely
☐ 0 – Never

5. The institution makes effort to engage students in the monitoring, review and continuous quality improvement of the teaching learning process.

- ☒ 4 – Strongly agree
- ☐ 3 – Agree
- ☐ 2 – Neutral
- ☐ 1 – Disagree
- ☐ 0 – Strongly disagree

6. Fairness of the internal evaluation process by the teachers.

- ☐ 4 – Always fair
- ☒ 3 – Usually fair
- ☐ 2 – Sometimes unfair
- ☐ 1 – Usually unfair
- ☐ 0 – Unfair

7. How well did the teachers prepare for the classes?

- ☐ 4 – Thoroughly
- ☐ 3 – Satisfactorily
- ☒ 2 – Poorly
- ☐ 1 – Indifferently
- ☐ 0 – Won't teach at all

8. The teachers illustrate the concepts through examples and applications.

- ☐ 4 – Every time
- ☐ 3 – Usually
- ☐ 2 – Occasionally/Sometimes
- ☒ 1 – Rarely
- ☐ 0 – Never

9. The teaching and mentoring process in your institution facilitates you in cognitive, social and emotional growth.

- ☐ 4 – Significantly
- ☐ 3 – Very well
- ☐ 2 – Moderately
- ☐ 1 – Marginally
- ☒ 0 – Not at all

10. The institution provides multiple opportunities to learn and grow.

- ☐ 4 – Strongly agree
- ☒ 3 – Agree
- ☐ 2 – Neutral
- ☐ 1 – Disagree
- ☐ 0 – Strongly disagree

11. Teachers inform you about your expected competencies, course outcomes and programme outcomes.

- ~~4~~ – Every time
- ~~3~~ – Usually
- 2 – Occasionally/Sometimes
- 1 – Rarely
- 0 – Never

12. Was your performance in assignments discussed with you?

- 4 – Every time
- ~~3~~ – Usually
- 2 – Occasionally/Sometimes
- 1 – Rarely
- 0 – Never

13. Your mentor does a necessary follow-up with an assigned task to you.

- 4 – Every time
- 3 – Usually
- ~~2~~ – Occasionally/Sometimes
- 1 – Rarely
- 0 – I don't have a mentor

14. The teachers identify your strengths and encourage you with providing right level of challenges.

- 4 – Fully
- 3 – Reasonably
- ~~2~~ – Partially
- 1 – Slightly
- 0 – Unable to

15. Teachers are able to identify your weaknesses and help you to overcome them.

- ~~4~~ – Every time
- ~~3~~ – Usually
- 2 – Occasionally/Sometimes
- 1 – Rarely
- 0 – Never

16. The institute/ teachers use student centric methods, such as experiential learning, participative learning and problem solving methodologies for enhancing learning experiences.

- ~~4~~ – To a great extent
- ~~3~~ – Moderate
- 2 – Some what
- 1 – Very little
- 0 – Not at all

17. Teachers encourage you to participate in extracurricular activities.

- ☒ 4 – Strongly agree
- ☐ 3 – Agree
- ☐ 2 – Neutral
- ☐ 1 – Disagree
- ☐ 0 – Strongly disagree

18. Efforts are made by the institute/ teachers to inculcate soft skills, life skills and employability skills to make you ready for the world of work.

- ☐ 4 – To a great extent
- ☒ 3 – Moderate
- ☐ 2 – Somewhat
- ☐ 1 – Very little
- ☐ 0 – Not at all

19. What percentage of teachers use ICT tools such as LCD projector, Multimedia, etc. while teaching.

- ☐ 4 – Above 90%
- ☐ 3 – 70 – 89%
- ☒ 2 – 50 – 69%
- ☐ 1 – 30 – 49%
- ☐ 0 – Below 29%

20. The overall quality of teaching-learning process in your institute is very good.

- ☐ 4 – Strongly agree
- ☐ 3 – Agree
- ☐ 2 – Neutral
- ☒ 1 – Disagree
- ☐ 0 – Strongly disagree


Sign of student

Rashtramata Indira Gandhi College , Jalna

Academic Year 2021-22

**Criterion II – Teaching–Learning and Evaluation Student Satisfaction Survey on
Teaching Learning Process**

Name of Student : Bagat Ajay Shrinani

Class : B - B.C. I

Following are questions for student satisfaction survey regarding teaching learning process.

1. How well were the teachers able to communicate?

- ☒ 4 – Always effective
- ☐ 3 – Sometimes effective
- ☐ 2 – Just satisfactorily
- ☐ 1 – Generally ineffective
- ☐ 0 – Very poor communication

2. How much of the syllabus was covered in the class? 4 – 85 to 100%

- ☐ 3 – 70 to 84%
- ☒ 2 – 55 to 69%
- ☐ 1 – 30 to 54%
- ☐ 0 – Below 30%

3. The teacher's approach to teaching can best be described as

- ☐ 4 – Excellent
- ☐ 3 – Very good
- ☐ 2 – Good
- ☒ 1 – Fair
- ☐ 0 – Poor

4. The institute takes active interest in promoting internship, student exchange, field visit opportunities for students.

- ☐ 4 – Regularly
- ☐ 3 – Often
- ☐ 2 – Sometimes
- ☐ 1 – Rarely
- ☒ 0 – Never

5. The institution makes effort to engage students in the monitoring, review and continuous quality improvement of the teaching learning process.

- ☒ 4 – Strongly agree
- ☐ 3 – Agree
- ☐ 2 – Neutral
- ☐ 1 – Disagree
- ☐ 0 – Strongly disagree

6. Fairness of the internal evaluation process by the teachers.

- ☒ 4 – Always fair
- ☐ 3 – Usually fair
- ☐ 2 – Sometimes unfair
- ☐ 1 – Usually unfair
- ☐ 0 – Unfair

7. How well did the teachers prepare for the classes?

- ☐ 4 – Thoroughly
- ☐ 3 – Satisfactorily
- ☒ 2 – Poorly
- ☐ 1 – Indifferently
- ☐ 0 – Won't teach at all

8. The teachers illustrate the concepts through examples and applications.

- ☐ 4 – Every time
- ☐ 3 – Usually
- ☐ 2 – Occasionally/Sometimes
- ☒ 1 – Rarely
- ☐ 0 – Never

9. The teaching and mentoring process in your institution facilitates you in cognitive, social and emotional growth.

- ☐ 4 – Significantly
- ☐ 3 – Very well
- ☐ 2 – Moderately
- ☐ 1 – Marginally
- ☒ 0 – Not at all

10. The institution provides multiple opportunities to learn and grow.

- ☒ 4 – Strongly agree
- ☐ 3 – Agree
- ☐ 2 – Neutral
- ☐ 1 – Disagree
- ☐ 0 – Strongly disagree

11. Teachers inform you about your expected competencies, course outcomes and programme outcomes.

- ☒ 4 – Every time
- ☐ 3 – Usually
- ☐ 2 – Occasionally/Sometimes
- ☐ 1 – Rarely
- ☐ 0 – Never

12. Was your performance in assignments discussed with you?

- ☐ 4 – Every time
- ☐ 3 – Usually
- ☒ 2 – Occasionally/Sometimes
- ☐ 1 – Rarely
- ☐ 0 – Never

13. Your mentor does a necessary follow-up with an assigned task to you.

- ☐ 4 – Every time
- ☐ 3 – Usually
- ☐ 2 – Occasionally/Sometimes
- ☐ 1 – Rarely
- ☒ 0 – I don't have a mentor

14. The teachers identify your strengths and encourage you with providing right level of challenges.

- ☐ 4 – Fully
- ☐ 3 – Reasonably
- ☐ 2 – Partially
- ☐ 1 – Slightly
- ☒ 0 – Unable to

15. Teachers are able to identify your weaknesses and help you to overcome them.

- ☐ 4 – Every time
- ☐ 3 – Usually
- ☒ 2 – Occasionally/Sometimes
- ☐ 1 – Rarely
- ☐ 0 – Never

16. The institute/ teachers use student centric methods, such as experiential learning, participative learning and problem solving methodologies for enhancing learning experiences.

- ☐ 4 – To a great extent
- ☒ 3 – Moderate
- ☐ 2 – Some what
- ☐ 1 – Very little
- ☐ 0 – Not at all

17. Teachers encourage you to participate in extracurricular activities.

- ☒ 4 – Strongly agree
- ☐ 3 – Agree
- ☐ 2 – Neutral
- ☐ 1 – Disagree
- ☐ 0 – Strongly disagree

18. Efforts are made by the institute/ teachers to inculcate soft skills, life skills and employability skills to make you ready for the world of work.

- ☒ 4 – To a great extent
- ☐ 3 – Moderate
- ☐ 2 – Somewhat
- ☐ 1 – Very little
- ☐ 0 – Not at all

19. What percentage of teachers use ICT tools such as LCD projector, Multimedia, etc. while teaching.

- ☐ 4 – Above 90%
- ☐ 3 – 70 – 89%
- ☒ 2 – 50 – 69%
- ☐ 1 – 30 – 49%
- ☐ 0 – Below 29%

20. The overall quality of teaching-learning process in your institute is very good.

- ☐ 4 – Strongly agree
- ☐ 3 – Agree
- ☐ 2 – Neutral
- ☒ 1 – Disagree
- ☐ 0 – Strongly disagree

Bagal
Sign of student

Rashtramata Indira Gandhi College , Jalna

Academic Year 2021-22

**Criterion II – Teaching–Learning and Evaluation Student Satisfaction Survey on
Teaching Learning Process**

Name of Student : Peshnave Bhargave Santosh

Class : B. Sc. I

Following are questions for student satisfaction survey regarding teaching learning process.

1. How well were the teachers able to communicate?

- ☒ 4– Always effective
- ☐ 3 – Sometimes effective
- ☐ 2 – Just satisfactorily
- ☐ 1– Generally ineffective
- ☐ 0– Very poor communication

2. How much of the syllabus was covered in the class? 4 – 85 to 100%

- ☒ 3 – 70 to 84%
- ☐ 2 – 55 to 69%
- ☐ 1– 30 to 54%
- ☐ 0 –Below 30%

3. The teacher's approach to teaching can best be described as

- ☐ 4– Excellent
- ☐ 3 – Very good
- ☒ 2– Good
- ☐ 1 – Fair
- ☐ 0– Poor

4. The institute takes active interest in promoting internship, student exchange, field visit opportunities for students.

- ☐ 4 – Regularly
- ☐ 3 – Often
- ☐ 2 – Sometimes
- ☒ 1 – Rarely
- ☐ 0– Never

5. The institution makes effort to engage students in the monitoring, review and continuous quality improvement of the teaching learning process.

- ☒ 4 – Strongly agree
- ☐ 3 – Agree
- ☐ 2 – Neutral
- ☐ 1 – Disagree
- ☐ 0 – Strongly disagree

6. Fairness of the internal evaluation process by the teachers.

- ☐ 4 – Always fair
- ☒ 3 – Usually fair
- ☐ 2 – Sometimes unfair
- ☐ 1 – Usually unfair
- ☐ 0 – Unfair

7. How well did the teachers prepare for the classes?

- ☐ 4 – Thoroughly
- ☐ 3 – Satisfactorily
- ☒ 2 – Poorly
- ☐ 1 – Indifferently
- ☐ 0 – Won't teach at all

8. The teachers illustrate the concepts through examples and applications.

- ☐ 4 – Every time
- ☐ 3 – Usually
- ☐ 2 – Occasionally/Sometimes
- ☒ 1 – Rarely
- ☐ 0 – Never

9. The teaching and mentoring process in your institution facilitates you in cognitive, social and emotional growth.

- ☒ 4 – Significantly
- ☐ 3 – Very well
- ☐ 2 – Moderately
- ☐ 1 – Marginally
- ☐ 0 – Not at all

10. The institution provides multiple opportunities to learn and grow.

- ☐ 4 – Strongly agree
- ☐ 3 – Agree
- ☒ 2 – Neutral
- ☐ 1 – Disagree
- ☐ 0 – Strongly disagree

11. Teachers inform you about your expected competencies, course outcomes and programme outcomes.

- ☒ 4 – Every time
- ☐ 3 – Usually
- ☐ 2 – Occasionally/Sometimes
- ☐ 1 – Rarely
- ☐ 0 – Never

12. Was your performance in assignments discussed with you?

- ☐ 4 – Every time
- ☐ 3 – Usually
- ☒ 2 – Occasionally/Sometimes
- ☐ 1 – Rarely
- ☐ 0 – Never

13. Your mentor does a necessary follow-up with an assigned task to you.

- ☐ 4 – Every time
- ☐ 3 – Usually
- ☐ 2 – Occasionally/Sometimes
- ☒ 1 – Rarely
- ☐ 0 – I don't have a mentor

14. The teachers identify your strengths and encourage you with providing right level of challenges.

- ☐ 4 – Fully
- ☐ 3 – Reasonably
- ☐ 2 – Partially
- ☐ 1 – Slightly
- ☒ 0 – Unable to

15. Teachers are able to identify your weaknesses and help you to overcome them.

- ☒ 4 – Every time
- ☐ 3 – Usually
- ☐ 2 – Occasionally/Sometimes
- ☐ 1 – Rarely
- ☐ 0 – Never

16. The institute/ teachers use student centric methods, such as experiential learning, participative learning and problem solving methodologies for enhancing learning experiences.

- ☐ 4 – To a great extent
- ☒ 3 – Moderate
- ☐ 2 – Some what
- ☐ 1 – Very little
- ☐ 0 – Not at all

17. Teachers encourage you to participate in extracurricular activities.

- ☒ 4 – Strongly agree
- ☐ 3 – Agree
- ☐ 2 – Neutral
- ☐ 1 – Disagree
- ☐ 0 – Strongly disagree

18. Efforts are made by the institute/ teachers to inculcate soft skills, life skills and employability skills to make you ready for the world of work.

- ☐ 4 – To a great extent
- ☒ 3 – Moderate
- ☐ 2 – Somewhat
- ☐ 1 – Very little
- ☐ 0 – Not at all

19. What percentage of teachers use ICT tools such as LCD projector, Multimedia, etc. while teaching.

- ☐ 4 – Above 90%
- ☐ 3 – 70 – 89%
- ☒ 2 – 50 – 69%
- ☐ 1 – 30 – 49%
- ☐ 0 – Below 29%

20. The overall quality of teaching-learning process in your institute is very good.

- ☐ 4 – Strongly agree
- ☐ 3 – Agree
- ☐ 2 – Neutral
- ☐ 1 – Disagree
- ☒ 0 – Strongly disagree

destPank
Sign of student

Rashtramata Indira Gandhi College , Jalna
Academic Year 2021-22

**Criterion II – Teaching–Learning and Evaluation Student Satisfaction Survey on
Teaching Learning Process**

Name of Student : DoLse Rohit Baban

Class : B. Sc. I

Following are questions for student satisfaction survey regarding teaching learning process.

1. How well were the teachers able to communicate?
☒ 4 – Always effective
3 – Sometimes effective
2 – Just satisfactorily
1 – Generally ineffective
0 – Very poor communication
2. How much of the syllabus was covered in the class?
4 – 85 to 100%
☒ 3 – 70 to 84%
2 – 55 to 69%
1 – 30 to 54%
0 – Below 30%
3. The teacher's approach to teaching can best be described as
4 – Excellent
3 – Very good
☒ 2 – Good
1 – Fair
0 – Poor
4. The institute takes active interest in promoting internship, student exchange, field visit opportunities for students.
4 – Regularly
3 – Often
2 – Sometimes
☒ 1 – Rarely
0 – Never

5. The institution makes effort to engage students in the monitoring, review and continuous quality improvement of the teaching learning process.

- ☒ 4 – Strongly agree
- ☐ 3 – Agree
- ☐ 2 – Neutral
- ☐ 1 – Disagree
- ☐ 0 – Strongly disagree

6. Fairness of the internal evaluation process by the teachers.

- ☐ 4 – Always fair
- ☒ 3 – Usually fair
- ☐ 2 – Sometimes unfair
- ☐ 1 – Usually unfair
- ☐ 0 – Unfair

7. How well did the teachers prepare for the classes?

- ☐ 4 – Thoroughly
- ☐ 3 – Satisfactorily
- ☒ 2 – Poorly
- ☐ 1 – Indifferently
- ☐ 0 – Won't teach at all

8. The teachers illustrate the concepts through examples and applications.

- ☐ 4 – Every time
- ☐ 3 – Usually
- ☐ 2 – Occasionally/Sometimes
- ☒ 1 – Rarely
- ☐ 0 – Never

9. The teaching and mentoring process in your institution facilitates you in cognitive, social and emotional growth.

- ☐ 4 – Significantly
- ☐ 3 – Very well
- ☐ 2 – Moderately
- ☐ 1 – Marginally
- ☒ 0 – Not at all

10. The institution provides multiple opportunities to learn and grow.

- ☒ 4 – Strongly agree
- ☐ 3 – Agree
- ☐ 2 – Neutral
- ☐ 1 – Disagree
- ☐ 0 – Strongly disagree

5. The institution makes effort to engage students in the monitoring, review and continuous quality improvement of the teaching learning process.

- ☒ 4 – Strongly agree
- ☐ 3 – Agree
- ☐ 2 – Neutral
- ☐ 1 – Disagree
- ☐ 0 – Strongly disagree

6. Fairness of the internal evaluation process by the teachers.

- ☒ 4 – Always fair
- ☐ 3 – Usually fair
- ☐ 2 – Sometimes unfair
- ☐ 1 – Usually unfair
- ☐ 0 – Unfair

7. How well did the teachers prepare for the classes?

- ☐ 4 – Thoroughly
- ☐ 3 – Satisfactorily
- ☒ 2 – Poorly
- ☐ 1 – Indifferently
- ☐ 0 – Won't teach at all

8. The teachers illustrate the concepts through examples and applications.

- ☐ 4 – Every time
- ☐ 3 – Usually
- ☐ 2 – Occasionally/Sometimes
- ☒ 1 – Rarely
- ☐ 0 – Never

9. The teaching and mentoring process in your institution facilitates you in cognitive, social and emotional growth.

- ☐ 4 – Significantly
- ☐ 3 – Very well
- ☐ 2 – Moderately
- ☐ 1 – Marginally
- ☒ 0 – Not at all

10. The institution provides multiple opportunities to learn and grow.

- ☒ 4 – Strongly agree
- ☐ 3 – Agree
- ☐ 2 – Neutral
- ☐ 1 – Disagree
- ☐ 0 – Strongly disagree

11. Teachers inform you about your expected competencies, course outcomes and programme outcomes.

- 4 – Every time
- ☒ 3 – Usually
- 2 – Occasionally/Sometimes
- 1 – Rarely
- 0 – Never

12. Was your performance in assignments discussed with you?

- 4 – Every time
- 3 – Usually
- 2 – Occasionally/Sometimes
- 1 – Rarely
- 0 – Never

13. Your mentor does a necessary follow-up with an assigned task to you.

- 4 – Every time
- 3 – Usually
- ☒ 2 – Occasionally/Sometimes
- 1 – Rarely
- 0 – I don't have a mentor

14. The teachers identify your strengths and encourage you with providing right level of challenges.

- 4 – Fully
- 3 – Reasonably
- 2 – Partially
- ☒ 1 – Slightly
- 0 – Unable to

15. Teachers are able to identify your weaknesses and help you to overcome them.

- 4 – Every time
- 3 – Usually
- 2 – Occasionally/Sometimes
- 1 – Rarely
- ☒ 0 – Never

16. The institute/ teachers use student centric methods, such as experiential learning, participative learning and problem solving methodologies for enhancing learning experiences.

- ☒ 4 – To a great extent
- 3 – Moderate
- 2 – Some what
- 1 – Very little
- 0 – Not at all

17. Teachers encourage you to participate in extracurricular activities.

- ☒ 4 – Strongly agree
- ☐ 3 – Agree
- ☐ 2 – Neutral
- ☐ 1 – Disagree
- ☐ 0 – Strongly disagree

18. Efforts are made by the institute/ teachers to inculcate soft skills, life skills and employability skills to make you ready for the world of work.


- ☐ 4 – To a great extent
- ☒ 3 – Moderate
- ☐ 2 – Somewhat
- ☐ 1 – Very little
- ☐ 0 – Not at all

19. What percentage of teachers use ICT tools such as LCD projector, Multimedia, etc. while teaching.

- ☐ 4 – Above 90%
- ☐ 3 – 70 – 89%
- ☒ 2 – 50 – 69%
- ☐ 1 – 30 – 49%
- ☐ 0 – Below 29%

20. The overall quality of teaching-learning process in your institute is very good.

- ☐ 4 – Strongly agree
- ☐ 3 – Agree
- ☐ 2 – Neutral
- ☒ 1 – Disagree
- ☐ 0 – Strongly disagree


Sign of student

Rashtramata Indira Gandhi College , Jalna

Academic Year 2021-22

**Criterion II – Teaching–Learning and Evaluation Student Satisfaction Survey on
Teaching Learning Process**

Name of Student : Girwarj ABOL PRABH AKY.

Class : B. Sc. I

Following are questions for student satisfaction survey regarding teaching learning process.

1. How well were the teachers able to communicate?
☒ 4 – Always effective
3 – Sometimes effective
2 – Just satisfactorily
1 – Generally ineffective
0 – Very poor communication
2. How much of the syllabus was covered in the class?
4 – 85 to 100%
☒ 3 – 70 to 84%
2 – 55 to 69%
1 – 30 to 54%
0 – Below 30%
3. The teacher's approach to teaching can best be described as
4 – Excellent
3 – Very good
☒ 2 – Good
1 – Fair
0 – Poor
4. The institute takes active interest in promoting internship, student exchange, field visit opportunities for students.
4 – Regularly
3 – Often
2 – Sometimes
☒ 1 – Rarely
0 – Never

5. The institution makes effort to engage students in the monitoring, review and continuous quality improvement of the teaching learning process.

- ☒ 4 – Strongly agree
- ☐ 3 – Agree
- ☐ 2 – Neutral
- ☐ 1 – Disagree
- ☐ 0 – Strongly disagree

6. Fairness of the internal evaluation process by the teachers.

- ☐ 4 – Always fair
- ☒ 3 – Usually fair
- ☐ 2 – Sometimes unfair
- ☐ 1 – Usually unfair
- ☐ 0 – Unfair

7. How well did the teachers prepare for the classes?

- ☐ 4 – Thoroughly
- ☐ 3 – Satisfactorily
- ☒ 2 – Poorly
- ☐ 1 – Indifferently
- ☐ 0 – Won't teach at all

8. The teachers illustrate the concepts through examples and applications.

- ☐ 4 – Every time
- ☐ 3 – Usually
- ☐ 2 – Occasionally/Sometimes
- ☒ 1 – Rarely
- ☐ 0 – Never

9. The teaching and mentoring process in your institution facilitates you in cognitive, social and emotional growth.

- ☐ 4 – Significantly
- ☒ 3 – Very well
- ☐ 2 – Moderately
- ☐ 1 – Marginally
- ☐ 0 – Not at all

10. The institution provides multiple opportunities to learn and grow.

- ☐ 4 – Strongly agree
- ☐ 3 – Agree
- ☒ 2 – Neutral
- ☐ 1 – Disagree
- ☐ 0 – Strongly disagree

11. Teachers inform you about your expected competencies, course outcomes and programme outcomes.

- ☒ 4 – Every time
- ☐ 3 – Usually
- ☐ 2 – Occasionally/Sometimes
- ☐ 1 – Rarely
- ☐ 0 – Never

12. Was your performance in assignments discussed with you?

- ☐ 4 – Every time
- ☒ 3 – Usually
- ☐ 2 – Occasionally/Sometimes
- ☐ 1 – Rarely
- ☐ 0 – Never

13. Your mentor does a necessary follow-up with an assigned task to you.

- ☐ 4 – Every time
- ☐ 3 – Usually
- ☒ 2 – Occasionally/Sometimes
- ☐ 1 – Rarely
- ☐ 0 – I don't have a mentor

14. The teachers identify your strengths and encourage you with providing right level of challenges.

- ☐ 4 – Fully
- ☐ 3 – Reasonably
- ☐ 2 – Partially
- ☒ 1 – Slightly
- ☐ 0 – Unable to

15. Teachers are able to identify your weaknesses and help you to overcome them.

- ☐ 4 – Every time
- ☐ 3 – Usually
- ☐ 2 – Occasionally/Sometimes
- ☐ 1 – Rarely
- ☒ 0 – Never

16. The institute/ teachers use student centric methods, such as experiential learning, participative learning and problem solving methodologies for enhancing learning experiences.

- ☒ 4 – To a great extent
- ☐ 3 – Moderate
- ☐ 2 – Some what
- ☐ 1 – Very little
- ☐ 0 – Not at all

17. Teachers encourage you to participate in extracurricular activities.

- ☒ 4 – Strongly agree
- ☐ 3 – Agree
- ☐ 2 – Neutral
- ☐ 1 – Disagree
- ☐ 0 – Strongly disagree

18. Efforts are made by the institute/ teachers to inculcate soft skills, life skills and employability skills to make you ready for the world of work.

- ☐ 4 – To a great extent
- ☒ 3 – Moderate
- ☐ 2 – Somewhat
- ☐ 1 – Very little
- ☐ 0 – Not at all

19. What percentage of teachers use ICT tools such as LCD projector, Multimedia, etc. while teaching.

- ☐ 4 – Above 90%
- ☐ 3 – 70 – 89%
- ☒ 2 – 50 – 69%
- ☐ 1 – 30 – 49%
- ☐ 0 – Below 29%

20. The overall quality of teaching-learning process in your institute is very good.

- ☐ 4 – Strongly agree
- ☐ 3 – Agree
- ☐ 2 – Neutral
- ☒ 1 – Disagree
- ☐ 0 – Strongly disagree


Sign of student

Rashtramata Indira Gandhi College , Jalna

Academic Year 2021-22

**Criterion II – Teaching–Learning and Evaluation Student Satisfaction Survey on
Teaching Learning Process**

Name of Student : Ganai ABOLI Raghavkar

Class : B-SC I

Following are questions for student satisfaction survey regarding teaching learning process.

1. How well were the teachers able to communicate?
☒ 4 – Always effective
☐ 3 – Sometimes effective
☐ 2 – Just satisfactorily
☐ 1 – Generally ineffective
☐ 0 – Very poor communication
2. How much of the syllabus was covered in the class? 4 – 85 to 100%
☐ 3 – 70 to 84%
☒ 2 – 55 to 69%
☐ 1 – 30 to 54%
☐ 0 – Below 30%
3. The teacher's approach to teaching can best be described as
☐ 4 – Excellent
☐ 3 – Very good
☐ 2 – Good
☒ 1 – Fair
☐ 0 – Poor
4. The institute takes active interest in promoting internship, student exchange, field visit opportunities for students.
☐ 4 – Regularly
☐ 3 – Often
☒ 2 – Sometimes
☐ 1 – Rarely
☐ 0 – Never

5. The institution makes effort to engage students in the monitoring, review and continuous quality improvement of the teaching learning process.

- ☒ 4 – Strongly agree
- ☐ 3 – Agree
- ☐ 2 – Neutral
- ☐ 1 – Disagree
- ☐ 0 – Strongly disagree

6. Fairness of the internal evaluation process by the teachers.

- ☐ 4 – Always fair
- ☒ 3 – Usually fair
- ☐ 2 – Sometimes unfair
- ☐ 1 – Usually unfair
- ☐ 0 – Unfair

7. How well did the teachers prepare for the classes?

- ☐ 4 – Thoroughly
- ☐ 3 – Satisfactorily
- ☒ 2 – Poorly
- ☐ 1 – Indifferently
- ☐ 0 – Won't teach at all

8. The teachers illustrate the concepts through examples and applications.

- ☐ 4 – Every time
- ☐ 3 – Usually
- ☐ 2 – Occasionally/Sometimes
- ☐ 1 – Rarely
- ☒ 0 – Never

9. The teaching and mentoring process in your institution facilitates you in cognitive, social and emotional growth.

- ☐ 4 – Significantly
- ☐ 3 – Very well
- ☐ 2 – Moderately
- ☒ 1 – Marginally
- ☐ 0 – Not at all

10. The institution provides multiple opportunities to learn and grow.

- ☒ 4 – Strongly agree
- ☒ 3 – Agree
- ☐ 2 – Neutral
- ☐ 1 – Disagree
- ☐ 0 – Strongly disagree

11. Teachers inform you about your expected competencies, course outcomes and programme outcomes.

- ~~4~~ – Every time
- 3 – Usually
- 2 – Occasionally/Sometimes
- 1 – Rarely
- 0 – Never

12. Was your performance in assignments discussed with you?

- 4 – Every time
- ~~3~~ – Usually
- 2 – Occasionally/Sometimes
- 1 – Rarely
- 0 – Never

13. Your mentor does a necessary follow-up with an assigned task to you.

- 4 – Every time
- 3 – Usually
- ~~2~~ – Occasionally/Sometimes
- 1 – Rarely
- 0 – I don't have a mentor

14. The teachers identify your strengths and encourage you with providing right level of challenges.

- 4 – Fully
- 3 – Reasonably
- ~~2~~ – Partially
- 1 – Slightly
- 0 – Unable to

15. Teachers are able to identify your weaknesses and help you to overcome them.

- 4 – Every time
- 3 – Usually
- 2 – Occasionally/Sometimes
- ~~1~~ – Rarely
- 0 – Never

16. The institute/ teachers use student centric methods, such as experiential learning, participative learning and problem solving methodologies for enhancing learning experiences.

- 4 – To a great extent
- ~~3~~ – Moderate
- 2 – Some what
- 1 – Very little
- 0 – Not at all

17. Teachers encourage you to participate in extracurricular activities.

- ☒ 4 – Strongly agree
- ☐ 3 – Agree
- ☐ 2 – Neutral
- ☐ 1 – Disagree
- ☐ 0 – Strongly disagree

18. Efforts are made by the institute/ teachers to inculcate soft skills, life skills and employability skills to make you ready for the world of work.

- ☒ 4 – To a great extent
- ☐ 3 – Moderate
- ☐ 2 – Somewhat
- ☐ 1 – Very little
- ☐ 0 – Not at all

19. What percentage of teachers use ICT tools such as LCD projector, Multimedia, etc. while teaching.

- ☐ 4 – Above 90%
- ☒ 3 – 70 – 89%
- ☐ 2 – 50 – 69%
- ☐ 1 – 30 – 49%
- ☐ 0 – Below 29%

20. The overall quality of teaching-learning process in your institute is very good.

- ☐ 4 – Strongly agree
- ☐ 3 – Agree
- ☐ 2 – Neutral
- ☐ 1 – Disagree
- ☒ 0 – Strongly disagree

Ganesh
Sign of student

Rashtramata Indira Gandhi College , Jalna

Academic Year 2021-22

**Criterion II – Teaching–Learning and Evaluation Student Satisfaction Survey on
Teaching Learning Process**

Name of Student : Jubhan Ati Wans.

Class : B - SC - I

Following are questions for student satisfaction survey regarding teaching learning process.

1. How well were the teachers able to communicate?
4- Always effective
3 - Sometimes effective
2 - Just satisfactorily
1- Generally ineffective
0- Very poor communication
2. How much of the syllabus was covered in the class? 4 - 85 to 100%
3 - 70 to 84%
2- 55 to 69%
1- 30 to 54%
0 - Below 30%
3. The teacher's approach to teaching can best be described as
4- Excellent
3 - Very good
2 - Good
1- Fair
0- Poor
4. The institute takes active interest in promoting internship, student exchange, field visit opportunities for students.
4 - Regularly
3 - Often
2 - Sometimes
1 - Rarely
0- Never

5. The institution makes effort to engage students in the monitoring, review and continuous quality improvement of the teaching learning process.

- ☒ 4 – Strongly agree
- ☐ 3 – Agree
- ☐ 2 – Neutral
- ☐ 1 – Disagree
- ☐ 0 – Strongly disagree

6. Fairness of the internal evaluation process by the teachers.

- ☐ 4 – Always fair
- ☒ 3 – Usually fair
- ☐ 2 – Sometimes unfair
- ☐ 1 – Usually unfair
- ☐ 0 – Unfair

7. How well did the teachers prepare for the classes?

- ☐ 4 – Thoroughly
- ☐ 3 – Satisfactorily
- ☒ 2 – Poorly
- ☐ 1 – Indifferently
- ☐ 0 – Won't teach at all

8. The teachers illustrate the concepts through examples and applications.

- ☐ 4 – Every time
- ☐ 3 – Usually
- ☐ 2 – Occasionally/Sometimes
- ☒ 1 – Rarely
- ☐ 0 – Never

9. The teaching and mentoring process in your institution facilitates you in cognitive, social and emotional growth.

- ☐ 4 – Significantly
- ☐ 3 – Very well
- ☐ 2 – Moderately
- ☒ 1 – Marginally
- ☐ 0 – Not at all

10. The institution provides multiple opportunities to learn and grow.

- ☐ 4 – Strongly agree
- ☐ 3 – Agree
- ☒ 2 – Neutral
- ☐ 1 – Disagree
- ☐ 0 – Strongly disagree

11. Teachers inform you about your expected competencies, course outcomes and programme outcomes.

- ☒ 4 – Every time
- ☐ 3 – Usually
- ☐ 2 – Occasionally/Sometimes
- ☐ 1 – Rarely
- ☐ 0 – Never

12. Was your performance in assignments discussed with you?

- ☐ 4 – Every time
- ☒ 3 – Usually
- ☐ 2 – Occasionally/Sometimes
- ☐ 1 – Rarely
- ☐ 0 – Never

13. Your mentor does a necessary follow-up with an assigned task to you.

- ☐ 4 – Every time
- ☐ 3 – Usually
- ☒ 2 – Occasionally/Sometimes
- ☐ 1 – Rarely
- ☐ 0 – I don't have a mentor

14. The teachers identify your strengths and encourage you with providing right level of challenges.

- ☐ 4 – Fully
- ☐ 3 – Reasonably
- ☐ 2 – Partially
- ☒ 1 – Slightly
- ☐ 0 – Unable to

15. Teachers are able to identify your weaknesses and help you to overcome them.

- ☐ 4 – Every time
- ☐ 3 – Usually
- ☐ 2 – Occasionally/Sometimes
- ☐ 1 – Rarely
- ☒ 0 – Never

16. The institute/ teachers use student centric methods, such as experiential learning, participative learning and problem solving methodologies for enhancing learning experiences.

- ☐ 4 – To a great extent
- ☐ 3 – Moderate
- ☒ 2 – Some what
- ☐ 1 – Very little
- ☐ 0 – Not at all

17. Teachers encourage you to participate in extracurricular activities.

~~4~~ - Strongly agree

3 - Agree

2 - Neutral

1 - Disagree

0 - Strongly disagree

18. Efforts are made by the institute/ teachers to inculcate soft skills, life skills and employability skills to make you ready for the world of work.

4 - To a great extent

~~3~~ - Moderate

2 - Somewhat

1 - Very little

0 - Not at all

19. What percentage of teachers use ICT tools such as LCD projector, Multimedia, etc. while teaching.

4 - Above 90%

3 - 70 - 89%

~~2~~ - 50 - 69%

1 - 30 - 49%

0 - Below 29%

20. The overall quality of teaching-learning process in your institute is very good.


4 - Strongly agree

3 - Agree

2 - Neutral

~~1~~ - Disagree

0 - Strongly disagree


Sign of student

Rashtramata Indira Gandhi College , Jalna

Academic Year 2021-22

**Criterion II – Teaching–Learning and Evaluation Student Satisfaction Survey on
Teaching Learning Process**

Name of Student : Khan Khan/ Faizun Nazeer Khan

Class : B. Sc. I

Following are questions for student satisfaction survey regarding teaching learning process.

1. How well were the teachers able to communicate?
 - 4 – Always effective
 - 3 – Sometimes effective
 - 2 – Just satisfactorily
 - 1 – Generally ineffective
 - 0 – Very poor communication
2. How much of the syllabus was covered in the class?
 - 4 – 85 to 100%
 - 3 – 70 to 84%
 - 2 – 55 to 69%
 - 1 – 30 to 54%
 - 0 – Below 30%
3. The teacher's approach to teaching can best be described as
 - 4 – Excellent
 - 3 – Very good
 - 2 – Good
 - 1 – Fair
 - 0 – Poor
4. The institute takes active interest in promoting internship, student exchange, field visit opportunities for students.
 - 4 – Regularly
 - 3 – Often
 - 2 – Sometimes
 - 1 – Rarely
 - 0 – Never

5. The institution makes effort to engage students in the monitoring, review and continuous quality improvement of the teaching learning process.

- ☒ 4 – Strongly agree
- ☐ 3 – Agree
- ☐ 2 – Neutral
- ☐ 1 – Disagree
- ☐ 0 – Strongly disagree

6. Fairness of the internal evaluation process by the teachers.

- ☐ 4 – Always fair
- ☐ 3 – Usually fair
- ☒ 2 – Sometimes unfair
- ☐ 1 – Usually unfair
- ☐ 0 – Unfair

7. How well did the teachers prepare for the classes?

- ☐ 4 – Thoroughly
- ☐ 3 – Satisfactorily
- ☒ 2 – Poorly
- ☐ 1 – Indifferently
- ☐ 0 – Won't teach at all

8. The teachers illustrate the concepts through examples and applications.

- ☐ 4 – Every time
- ☐ 3 – Usually
- ☐ 2 – Occasionally/Sometimes
- ☒ 1 – Rarely
- ☐ 0 – Never

9. The teaching and mentoring process in your institution facilitates you in cognitive, social and emotional growth.

- ☐ 4 – Significantly
- ☐ 3 – Very well
- ☒ 2 – Moderately
- ☐ 1 – Marginally
- ☐ 0 – Not at all

10. The institution provides multiple opportunities to learn and grow.

- ☒ 4 – Strongly agree
- ☐ 3 – Agree
- ☐ 2 – Neutral
- ☐ 1 – Disagree
- ☐ 0 – Strongly disagree

11. Teachers inform you about your expected competencies, course outcomes and programme outcomes.

- 4 – Every time
- 3 – Usually
- 2 – Occasionally/Sometimes
- 1 – Rarely
- 0 – Never

12. Was your performance in assignments discussed with you?

- 4 – Every time
- 3 – Usually
- 2 – Occasionally/Sometimes
- 1 – Rarely
- 0 – Never

13. Your mentor does a necessary follow-up with an assigned task to you.

- 4 – Every time
- 3 – Usually
- 2 – Occasionally/Sometimes
- 1 – Rarely
- 0 – I don't have a mentor

14. The teachers identify your strengths and encourage you with providing right level of challenges.

- 4 – Fully
- 3 – Reasonably
- 2 – Partially
- 1 – Slightly
- 0 – Unable to

15. Teachers are able to identify your weaknesses and help you to overcome them.

- 4 – Every time
- 3 – Usually
- 2 – Occasionally/Sometimes
- 1 – Rarely
- 0 – Never

16. The institute/ teachers use student centric methods, such as experiential learning, participative learning and problem solving methodologies for enhancing learning experiences.

- 4 – To a great extent
- 3 – Moderate
- 2 – Some what
- 1 – Very little
- 0 – Not at all

17. Teachers encourage you to participate in extracurricular activities.

- 4 - Strongly agree
- 3 - Agree
- 2 - Neutral
- 1 - Disagree
- 0 - Strongly disagree

18. Efforts are made by the institute/ teachers to inculcate soft skills, life skills and employability skills to make you ready for the world of work.


- 4 - To a great extent
- 3 - Moderate
- 2 - Somewhat
- 1 - Very little
- 0 - Not at all

19. What percentage of teachers use ICT tools such as LCD projector, Multimedia, etc. while teaching.

- 4 - Above 90%
- 3 - 70 - 89%
- 2 - 50 - 69%
- 1 - 30 - 49%
- 0 - Below 29%

20. The overall quality of teaching-learning process in your institute is very good.

- 4 - Strongly agree
- 3 - Agree
- 2 - Neutral
- 1 - Disagree
- 0 - Strongly disagree


Sign of student

Rashtramata Indira Gandhi College , Jalna

Academic Year 2021-22

**Criterion II – Teaching–Learning and Evaluation Student Satisfaction Survey on
Teaching Learning Process**

Name of Student : Kulkarni Anurag

Class : B. SC-I

Following are questions for student satisfaction survey regarding teaching learning process.

1. How well were the teachers able to communicate?
 - 4 – Always effective
 - 3 – Sometimes effective
 - 2 – Just satisfactorily
 - 1 – Generally ineffective
 - 0 – Very poor communication
2. How much of the syllabus was covered in the class?
 - 4 – 85 to 100%
 - 3 – 70 to 84%
 - 2 – 55 to 69%
 - 1 – 30 to 54%
 - 0 – Below 30%
3. The teacher's approach to teaching can best be described as
 - 4 – Excellent
 - 3 – Very good
 - 2 – Good
 - 1 – Fair
 - 0 – Poor
4. The institute takes active interest in promoting internship, student exchange, field visit opportunities for students.
 - 4 – Regularly
 - 3 – Often
 - 2 – Sometimes
 - 1 – Rarely
 - 0 – Never

5. The institution makes effort to engage students in the monitoring, review and continuous quality improvement of the teaching learning process.

4 – Strongly agree

☒ 3 – Agree

2 – Neutral

1 – Disagree

0 – Strongly disagree

6. Fairness of the internal evaluation process by the teachers.

4 – Always fair

☒ 3 – Usually fair

2 – Sometimes unfair

1 – Usually unfair

0 – Unfair

7. How well did the teachers prepare for the classes?

4 – Thoroughly

3 – Satisfactorily

2 – Poorly

☒ 1 – Indifferently

0 – Won't teach at all

8. The teachers illustrate the concepts through examples and applications.

4 – Every time

3 – Usually

2 – Occasionally/Sometimes

☒ 1 – Rarely

0 – Never

9. The teaching and mentoring process in your institution facilitates you in cognitive, social and emotional growth.

4 – Significantly

3 – Very well

2 – Moderately

☒ 1 – Marginally

0 – Not at all

10. The institution provides multiple opportunities to learn and grow.

4 – Strongly agree

3 – Agree

☒ 2 – Neutral

1 – Disagree

0 – Strongly disagree

11. Teachers inform you about your expected competencies, course outcomes and programme outcomes.

- 4 – Every time
- 3 – Usually
- ✓ 2 – Occasionally/Sometimes
- 1 – Rarely
- 0 – Never

12. Was your performance in assignments discussed with you?

- 4 – Every time
- 3 – Usually
- 2 – Occasionally/Sometimes
- ✓ 1 – Rarely
- 0 – Never

13. Your mentor does a necessary follow-up with an assigned task to you.

- 4 – Every time
- 3 – Usually
- 2 – Occasionally/Sometimes
- 1 – Rarely
- ✓ 0 – I don't have a mentor

14. The teachers identify your strengths and encourage you with providing right level of challenges.

- 4 – Fully
- 3 – Reasonably
- 2 – Partially
- ✓ 1 – Slightly
- 0 – Unable to

15. Teachers are able to identify your weaknesses and help you to overcome them.

- 4 – Every time
- 3 – Usually
- ✓ 2 – Occasionally/Sometimes
- 1 – Rarely
- 0 – Never

16. The institute/ teachers use student centric methods, such as experiential learning, participative learning and problem solving methodologies for enhancing learning experiences.

- 4 – To a great extent
- ✓ 3 – Moderate
- 2 – Some what
- 1 – Very little
- 0 – Not at all

17. Teachers encourage you to participate in extracurricular activities.

- ☒ 4 – Strongly agree
- ☐ 3 – Agree
- ☐ 2 – Neutral
- ☐ 1 – Disagree
- ☐ 0 – Strongly disagree

18. Efforts are made by the institute/ teachers to inculcate soft skills, life skills and employability skills to make you ready for the world of work.

- ☒ 4 – To a great extent
- ☐ 3 – Moderate
- ☐ 2 – Somewhat
- ☐ 1 – Very little
- ☐ 0 – Not at all

19. What percentage of teachers use ICT tools such as LCD projector, Multimedia, etc. while teaching.

- ☒ 4 – Above 90%
- ☐ 3 – 70 – 89%
- ☐ 2 – 50 – 69%
- ☐ 1 – 30 – 49%
- ☐ 0 – Below 29%

20. The overall quality of teaching-learning process in your institute is very good.

- ☐ 4 – Strongly agree
- ☐ 3 – Agree
- ☒ 2 – Neutral
- ☐ 1 – Disagree
- ☐ 0 – Strongly disagree



Sign of student

Rashtramata Indira Gandhi College , Jalna

Academic Year 2021-22

**Criterion II – Teaching–Learning and Evaluation Student Satisfaction Survey on
Teaching Learning Process**

Name of Student : Magne Prem Kiran

Class : B.Sc. I

Following are questions for student satisfaction survey regarding teaching learning process.

1. How well were the teachers able to communicate?
☒ 4 – Always effective
3 – Sometimes effective
2 – Just satisfactorily
1 – Generally ineffective
0 – Very poor communication
2. How much of the syllabus was covered in the class? 4 – 85 to 100%
☒ 3 – 70 to 84%
2 – 55 to 69%
1 – 30 to 54%
0 – Below 30%
3. The teacher's approach to teaching can best be described as
4 – Excellent
3 – Very good
☒ 2 – Good
1 – Fair
0 – Poor
4. The institute takes active interest in promoting internship, student exchange, field visit opportunities for students.
4 – Regularly
3 – Often
☒ 2 – Sometimes
1 – Rarely
0 – Never

5. The institution makes effort to engage students in the monitoring, review and continuous quality improvement of the teaching learning process.

4 – Strongly agree

3 – Agree

☒ 2 – Neutral

1 – Disagree

0 – Strongly disagree

6. Fairness of the internal evaluation process by the teachers.

4 – Always fair

3 – Usually fair

2 – Sometimes unfair

☒ 1 – Usually unfair

0 – Unfair

7. How well did the teachers prepare for the classes?

4 – Thoroughly

3 – Satisfactorily

2 – Poorly

☒ 1 – Indifferently

0 – Won't teach at all

8. The teachers illustrate the concepts through examples and applications.

4 – Every time

3 – Usually

☒ 2 – Occasionally/Sometimes

1 – Rarely

0 – Never

9. The teaching and mentoring process in your institution facilitates you in cognitive, social and emotional growth.

4 – Significantly

☒ 3 – Very well

2 – Moderately

1 – Marginally

0 – Not at all

10. The institution provides multiple opportunities to learn and grow.

☒ 4 – Strongly agree

3 – Agree

2 – Neutral

1 – Disagree

0 – Strongly disagree

11. Teachers inform you about your expected competencies, course outcomes and programme outcomes.

- 4 – Every time
- 3 – Usually
- ☒ 2 – Occasionally/Sometimes
- 1 – Rarely
- 0 – Never

12. Was your performance in assignments discussed with you?

- 4 – Every time
- 3 – Usually
- 2 – Occasionally/Sometimes
- 1 – Rarely
- ☒ 0 – Never

13. Your mentor does a necessary follow-up with an assigned task to you.

- 4 – Every time
- 3 – Usually
- 2 – Occasionally/Sometimes
- 1 – Rarely
- ☒ 0 – I don't have a mentor

14. The teachers identify your strengths and encourage you with providing right level of challenges.

- 4 – Fully
- 3 – Reasonably
- 2 – Partially
- ☒ 1 – Slightly
- 0 – Unable to

15. Teachers are able to identify your weaknesses and help you to overcome them.

- 4 – Every time
- 3 – Usually
- 2 – Occasionally/Sometimes
- ☒ 1 – Rarely
- 0 – Never

16. The institute/ teachers use student centric methods, such as experiential learning, participative learning and problem solving methodologies for enhancing learning experiences.

- ☒ 4 – To a great extent
- 3 – Moderate
- 2 – Some what
- 1 – Very little
- 0 – Not at all

17. Teachers encourage you to participate in extracurricular activities.

- 4 – Strongly agree
- 3 – Agree
- 2 – Neutral
- 1 – Disagree
- 0 – Strongly disagree

18. Efforts are made by the institute/ teachers to inculcate soft skills, life skills and employability skills to make you ready for the world of work.

- 4 – To a great extent
- 3 – Moderate
- 2 – Somewhat
- 1 – Very little
- 0 – Not at all

19. What percentage of teachers use ICT tools such as LCD projector, Multimedia, etc. while teaching.

- 4 – Above 90%
- 3 – 70 – 89%
- 2 – 50 – 69%
- 1 – 30 – 49%
- 0 – Below 29%

20. The overall quality of teaching-learning process in your institute is very good.

- 4 – Strongly agree
- 3 – Agree
- 2 – Neutral
- 1 – Disagree
- 0 – Strongly disagree

pran
Sign of student

Rashtramata Indira Gandhi College , Jalna

Academic Year 2021-22

**Criterion II – Teaching–Learning and Evaluation Student Satisfaction Survey on
Teaching Learning Process**

Name of Student : Mhaske Vaibhav Ratan.

Class : B.Sc. I

Following are questions for student satisfaction survey regarding teaching learning process.

1. How well were the teachers able to communicate?
☒ 4 – Always effective
3 – Sometimes effective
2 – Just satisfactorily
1 – Generally ineffective
0 – Very poor communication
2. How much of the syllabus was covered in the class?
4 – 85 to 100%
☒ 3 – 70 to 84%
2 – 55 to 69%
1 – 30 to 54%
0 – Below 30%
3. The teacher's approach to teaching can best be described as
4 – Excellent
3 – Very good
☒ 2 – Good
1 – Fair
0 – Poor
4. The institute takes active interest in promoting internship, student exchange, field visit opportunities for students.
4 – Regularly
3 – Often
☒ 2 – Sometimes
1 – Rarely

5. The institution makes effort to engage students in the monitoring, review and continuous quality improvement of the teaching learning process.

4 – Strongly agree

3 – Agree

2 – Neutral

1 – Disagree

0 – Strongly disagree

6. Fairness of the internal evaluation process by the teachers.

4 – Always fair

3 – Usually fair

2 – Sometimes unfair

1 – Usually unfair

0 – Unfair

7. How well did the teachers prepare for the classes?

4 – Thoroughly

3 – Satisfactorily

2 – Poorly

1 – Indifferently

0 – Won't teach at all

8. The teachers illustrate the concepts through examples and applications.

4 – Every time

3 – Usually

2 – Occasionally/Sometimes

1 – Rarely

0 – Never

9. The teaching and mentoring process in your institution facilitates you in cognitive, social and emotional growth.

4 – Significantly

3 – Very well

2 – Moderately

1 – Marginally

0 – Not at all

10. The institution provides multiple opportunities to learn and grow.

4 – Strongly agree

3 – Agree

2 – Neutral

1 – Disagree

0 – Strongly disagree

17. Teachers encourage you to participate in extracurricular activities.

- ☒ 4 – Strongly agree
- ☐ 3 – Agree
- ☐ 2 – Neutral
- ☐ 1 – Disagree
- ☐ 0 – Strongly disagree

18. Efforts are made by the institute/ teachers to inculcate soft skills, life skills and employability skills to make you ready for the world of work.

- ☒ 4 – To a great extent
- ☐ 3 – Moderate
- ☐ 2 – Somewhat
- ☐ 1 – Very little
- ☐ 0 – Not at all

19. What percentage of teachers use ICT tools such as LCD projector, Multimedia, etc. while teaching.

- ☐ 4 – Above 90%
- ☐ 3 – 70 – 89%
- ☐ 2 – 50 – 69%
- ☒ 1 – 30 – 49%
- ☐ 0 – Below 29%

20. The overall quality of teaching-learning process in your institute is very good.

- ☐ 4 – Strongly agree
- ☐ 3 – Agree
- ☐ 2 – Neutral
- ☐ 1 – Disagree
- ☒ 0 – Strongly disagree

Mhaske
Sign of student

Rashtramata Indira Gandhi College , Jalna

Academic Year 2021-22

**Criterion II – Teaching–Learning and Evaluation Student Satisfaction Survey on
Teaching Learning Process**

Name of Student : POKALE AnNesh PRakash.

Class : B.B.Sc. I

Following are questions for student satisfaction survey regarding teaching learning process.

1. How well were the teachers able to communicate?
☒ 4 – Always effective
☐ 3 – Sometimes effective
☐ 2 – Just satisfactorily
☐ 1 – Generally ineffective
☐ 0 – Very poor communication
2. How much of the syllabus was covered in the class?
4 – 85 to 100%
☒ 3 – 70 to 84%
☐ 2 – 55 to 69%
☐ 1 – 30 to 54%
☐ 0 – Below 30%
3. The teacher's approach to teaching can best be described as
☐ 4 – Excellent
☐ 3 – Very good
☒ 2 – Good
☐ 1 – Fair
☐ 0 – Poor
4. The institute takes active interest in promoting internship, student exchange, field visit opportunities for students.
☒ 4 – Regularly
☐ 3 – Often
☐ 2 – Sometimes
☐ 1 – Rarely
☐ 0 – Never

5. The institution makes effort to engage students in the monitoring, review and continuous quality improvement of the teaching learning process.

- ☒ 4 – Strongly agree
- ☐ 3 – Agree
- ☐ 2 – Neutral
- ☐ 1 – Disagree
- ☐ 0 – Strongly disagree

6. Fairness of the internal evaluation process by the teachers.

- ☐ 4 – Always fair
- ☒ 3 – Usually fair
- ☐ 2 – Sometimes unfair
- ☐ 1 – Usually unfair
- ☐ 0 – Unfair

7. How well did the teachers prepare for the classes?

- ☐ 4 – Thoroughly
- ☐ 3 – Satisfactorily
- ☒ 2 – Poorly
- ☐ 1 – Indifferently
- ☐ 0 – Won't teach at all

8. The teachers illustrate the concepts through examples and applications.

- ☐ 4 – Every time
- ☐ 3 – Usually
- ☒ 2 – Occasionally/Sometimes
- ☐ 1 – Rarely
- ☐ 0 – Never

9. The teaching and mentoring process in your institution facilitates you in cognitive, social and emotional growth.

- ☒ 4 – Significantly
- ☐ 3 – Very well
- ☐ 2 – Moderately
- ☐ 1 – Marginally
- ☐ 0 – Not at all

10. The institution provides multiple opportunities to learn and grow.

- ☒ 4 – Strongly agree
- ☐ 3 – Agree
- ☐ 2 – Neutral
- ☐ 1 – Disagree
- ☐ 0 – Strongly disagree

11. Teachers inform you about your expected competencies, course outcomes and programme outcomes.

- ☒ 4 – Every time
- ☐ 3 – Usually
- ☐ 2 – Occasionally/Sometimes
- ☐ 1 – Rarely
- ☐ 0 – Never

12. Was your performance in assignments discussed with you?

- ☐ 4 – Every time
- ☐ 3 – Usually
- ☒ 2 – Occasionally/Sometimes
- ☐ 1 – Rarely
- ☐ 0 – Never

13. Your mentor does a necessary follow-up with an assigned task to you.

- ☐ 4 – Every time
- ☐ 3 – Usually
- ☐ 2 – Occasionally/Sometimes
- ☒ 1 – Rarely
- ☐ 0 – I don't have a mentor

14. The teachers identify your strengths and encourage you with providing right level of challenges.

- ☐ 4 – Fully
- ☐ 3 – Reasonably
- ☐ 2 – Partially
- ☐ 1 – Slightly
- ☒ 0 – Unable to

15. Teachers are able to identify your weaknesses and help you to overcome them.

- ☒ 4 – Every time
- ☐ 3 – Usually
- ☐ 2 – Occasionally/Sometimes
- ☐ 1 – Rarely
- ☐ 0 – Never

16. The institute/ teachers use student centric methods, such as experiential learning, participative learning and problem solving methodologies for enhancing learning experiences.

- ☒ 4 – To a great extent
- ☐ 3 – Moderate
- ☐ 2 – Some what
- ☐ 1 – Very little
- ☐ 0 – Not at all

17. Teachers encourage you to participate in extracurricular activities.

- ☒ 4 – Strongly agree
- ☐ 3 – Agree
- ☐ 2 – Neutral
- ☐ 1 – Disagree
- ☐ 0 – Strongly disagree

18. Efforts are made by the institute/ teachers to inculcate soft skills, life skills and employability skills to make you ready for the world of work.

- ☐ 4 – To a great extent
- ☐ 3 – Moderate
- ☒ 2 – Somewhat
- ☐ 1 – Very little
- ☐ 0 – Not at all

19. What percentage of teachers use ICT tools such as LCD projector, Multimedia, etc. while teaching.

- ☐ 4 – Above 90%
- ☐ 3 – 70 – 89%
- ☒ 2 – 50 – 69%
- ☐ 1 – 30 – 49%
- ☐ 0 – Below 29%

20. The overall quality of teaching-learning process in your institute is very good.

- ☐ 4 – Strongly agree
- ☐ 3 – Agree
- ☒ 2 – Neutral
- ☐ 1 – Disagree
- ☐ 0 – Strongly disagree

Pokaly
Sign of student

Rashtramata Indira Gandhi College , Jalna

Academic Year 2021-22

**Criterion II – Teaching–Learning and Evaluation Student Satisfaction Survey on
Teaching Learning Process**

Name of Student : Sangle sakshi sunil

Class : B.Sc I

Following are questions for student satisfaction survey regarding teaching learning process.

1. How well were the teachers able to communicate?
☒ 4 – Always effective
3 – Sometimes effective
2 – Just satisfactorily
1 – Generally ineffective
0 – Very poor communication
2. How much of the syllabus was covered in the class?
4 – 85 to 100%
3 – 70 to 84%
☒ 2 – 55 to 69%
1 – 30 to 54%
0 – Below 30%
3. The teacher's approach to teaching can best be described as
4 – Excellent
3 – Very good
2 – Good
☒ 1 – Fair
0 – Poor
4. The institute takes active interest in promoting internship, student exchange, field visit opportunities for students.
4 – Regularly
3 – Often
☒ 2 – Sometimes
1 – Rarely
0 – Never

5. The institution makes effort to engage students in the monitoring, review and continuous quality improvement of the teaching learning process.

- ☒ 4 – Strongly agree
- ☐ 3 – Agree
- ☐ 2 – Neutral
- ☐ 1 – Disagree
- ☐ 0 – Strongly disagree

6. Fairness of the internal evaluation process by the teachers.

- ☐ 4 – Always fair
- ☐ 3 – Usually fair
- ☒ 2 – Sometimes unfair
- ☐ 1 – Usually unfair
- ☐ 0 – Unfair

7. How well did the teachers prepare for the classes?

- ☐ 4 – Thoroughly
- ☐ 3 – Satisfactorily
- ☐ 2 – Poorly
- ☒ 1 – Indifferently
- ☐ 0 – Won't teach at all

8. The teachers illustrate the concepts through examples and applications.

- ☐ 4 – Every time
- ☐ 3 – Usually
- ☒ 2 – Occasionally/Sometimes
- ☐ 1 – Rarely
- ☐ 0 – Never

9. The teaching and mentoring process in your institution facilitates you in cognitive, social and emotional growth.

- ☐ 4 – Significantly
- ☐ 3 – Very well
- ☒ 2 – Moderately
- ☐ 1 – Marginally
- ☐ 0 – Not at all

10. The institution provides multiple opportunities to learn and grow.

- ☐ 4 – Strongly agree
- ☐ 3 – Agree
- ☐ 2 – Neutral
- ☒ 1 – Disagree
- ☐ 0 – Strongly disagree

11. Teachers inform you about your expected competencies, course outcomes and programme outcomes.

- 4 – Every time
- 3 – Usually
- ☒ 2 – Occasionally/Sometimes
- 1 – Rarely
- 0 – Never

12. Was your performance in assignments discussed with you?

- 4 – Every time
- 3 – Usually
- 2 – Occasionally/Sometimes
- ☒ 1 – Rarely
- 0 – Never

13. Your mentor does a necessary follow-up with an assigned task to you.

- 4 – Every time
- 3 – Usually
- 2 – Occasionally/Sometimes
- 1 – Rarely
- ☒ 0 – I don't have a mentor

14. The teachers identify your strengths and encourage you with providing right level of challenges.

- 4 – Fully
- 3 – Reasonably
- 2 – Partially
- ☒ 1 – Slightly
- 0 – Unable to

15. Teachers are able to identify your weaknesses and help you to overcome them.

- 4 – Every time
- 3 – Usually
- 2 – Occasionally/Sometimes
- 1 – Rarely
- ☒ 0 – Never

16. The institute/ teachers use student centric methods, such as experiential learning, participative learning and problem solving methodologies for enhancing learning experiences.

- ☒ 4 – To a great extent
- 3 – Moderate
- 2 – Some what
- 1 – Very little
- 0 – Not at all

17. Teachers encourage you to participate in extracurricular activities.

- ☒ 4 – Strongly agree
- ☐ 3 – Agree
- ☐ 2 – Neutral
- ☐ 1 – Disagree
- ☐ 0 – Strongly disagree

18. Efforts are made by the institute/ teachers to inculcate soft skills, life skills and employability skills to make you ready for the world of work.

- ☐ 4 – To a great extent
- ☒ 3 – Moderate
- ☐ 2 – Somewhat
- ☐ 1 – Very little
- ☐ 0 – Not at all

19. What percentage of teachers use ICT tools such as LCD projector, Multimedia, etc. while teaching.

- ☐ 4 – Above 90%
- ☐ 3 – 70 – 89%
- ☒ 2 – 50 – 69%
- ☐ 1 – 30 – 49%
- ☐ 0 – Below 29%

20. The overall quality of teaching-learning process in your institute is very good.

- ☐ 4 – Strongly agree
- ☐ 3 – Agree
- ☒ 2 – Neutral
- ☐ 1 – Disagree
- ☐ 0 – Strongly disagree

SangLe
Sign of student

Rashtramata Indira Gandhi College , Jalna
Academic Year 2021-22

**Criterion II – Teaching–Learning and Evaluation Student Satisfaction Survey on
Teaching Learning Process**

Name of Student : Tapsee Anjali Anand.

Class : B - Sc. I

Following are questions for student satisfaction survey regarding teaching learning process.

1. How well were the teachers able to communicate?
☒ 4 – Always effective
☐ 3 – Sometimes effective
☐ 2 – Just satisfactorily
☐ 1 – Generally ineffective
☐ 0 – Very poor communication
2. How much of the syllabus was covered in the class?
☐ 4 – 85 to 100%
☒ 3 – 70 to 84%
☐ 2 – 55 to 69%
☐ 1 – 30 to 54%
☐ 0 – Below 30%
3. The teacher's approach to teaching can best be described as
☐ 4 – Excellent
☐ 3 – Very good
☒ 2 – Good
☐ 1 – Fair
☐ 0 – Poor
4. The institute takes active interest in promoting internship, student exchange, field visit opportunities for students.
☒ 4 – Regularly
☐ 3 – Often
☐ 2 – Sometimes
☐ 1 – Rarely
☐ 0 – Never

5. The institution makes effort to engage students in the monitoring, review and continuous quality improvement of the teaching learning process.

- 4 – Strongly agree
- ☒ 3 – Agree
- 2 – Neutral
- 1 – Disagree
- 0 – Strongly disagree

6. Fairness of the internal evaluation process by the teachers.

- 4 – Always fair
- ☒ 3 – Usually fair
- 2 – Sometimes unfair
- 1 – Usually unfair
- 0 – Unfair

7. How well did the teachers prepare for the classes?

- 4 – Thoroughly
- 3 – Satisfactorily
- ☒ 2 – Poorly
- 1 – Indifferently
- 0 – Won't teach at all

8. The teachers illustrate the concepts through examples and applications.

- 4 – Every time
- 3 – Usually
- 2 – Occasionally/Sometimes
- ☒ 1 – Rarely
- 0 – Never

9. The teaching and mentoring process in your institution facilitates you in cognitive, social and emotional growth.

- 4 – Significantly
- 3 – Very well
- 2 – Moderately
- ☒ 1 – Marginally
- 0 – Not at all

10. The institution provides multiple opportunities to learn and grow.

- 4 – Strongly agree
- ☒ 3 – Agree
- 2 – Neutral
- 1 – Disagree
- 0 – Strongly disagree

11. Teachers inform you about your expected competencies, course outcomes and programme outcomes.

- ☒ 4 – Every time
- ☐ 3 – Usually
- ☐ 2 – Occasionally/Sometimes
- ☐ 1 – Rarely
- ☐ 0 – Never

12. Was your performance in assignments discussed with you?

- ☐ 4 – Every time
- ☒ 3 – Usually
- ☐ 2 – Occasionally/Sometimes
- ☐ 1 – Rarely
- ☐ 0 – Never

13. Your mentor does a necessary follow-up with an assigned task to you.

- ☐ 4 – Every time
- ☐ 3 – Usually
- ☐ 2 – Occasionally/Sometimes
- ☒ 1 – Rarely
- ☐ 0 – I don't have a mentor

14. The teachers identify your strengths and encourage you with providing right level of challenges.

- ☐ 4 – Fully
- ☐ 3 – Reasonably
- ☒ 2 – Partially
- ☐ 1 – Slightly
- ☐ 0 – Unable to

15. Teachers are able to identify your weaknesses and help you to overcome them.

- ☐ 4 – Every time
- ☐ 3 – Usually
- ☒ 2 – Occasionally/Sometimes
- ☐ 1 – Rarely
- ☐ 0 – Never

16. The institute/ teachers use student centric methods, such as experiential learning, participative learning and problem solving methodologies for enhancing learning experiences.

- ☐ 4 – To a great extent
- ☒ 3 – Moderate
- ☐ 2 – Some what
- ☐ 1 – Very little
- ☐ 0 – Not at all

17. Teachers encourage you to participate in extracurricular activities.

- ☒ 4 – Strongly agree
- ☐ 3 – Agree
- ☐ 2 – Neutral
- ☐ 1 – Disagree
- ☐ 0 – Strongly disagree

18. Efforts are made by the institute/ teachers to inculcate soft skills, life skills and employability skills to make you ready for the world of work.

- ☐ 4 – To a great extent
- ☒ 3 – Moderate
- ☐ 2 – Somewhat
- ☐ 1 – Very little
- ☐ 0 – Not at all

19. What percentage of teachers use ICT tools such as LCD projector, Multimedia, etc. while teaching.

- ☐ 4 – Above 90%
- ☐ 3 – 70 – 89%
- ☒ 2 – 50 – 69%
- ☐ 1 – 30 – 49%
- ☐ 0 – Below 29%

20. The overall quality of teaching-learning process in your institute is very good.

- ☐ 4 – Strongly agree
- ☐ 3 – Agree
- ☐ 2 – Neutral
- ☒ 1 – Disagree
- ☐ 0 – Strongly disagree

Tarke
Sign of student

Rashtramata Indira Gandhi College , Jalna

Academic Year 2021-22

**Criterion II – Teaching–Learning and Evaluation Student Satisfaction Survey on
Teaching Learning Process**

Name of Student : Aysha Shrivani R. Dumb.

Class : BB - Sc. I

Following are questions for student satisfaction survey regarding teaching learning process.

1. How well were the teachers able to communicate?
☒ 4 – Always effective
3 – Sometimes effective
2 – Just satisfactorily
1 – Generally ineffective
0 – Very poor communication
2. How much of the syllabus was covered in the class?
4 – 85 to 100%
3 – 70 to 84%
2 – 55 to 69%
☒ 1 – 30 to 54%
0 – Below 30%
3. The teacher's approach to teaching can best be described as
4 – Excellent
☒ 3 – Very good
2 – Good
1 – Fair
0 – Poor
4. The institute takes active interest in promoting internship, student exchange, field visit opportunities for students.
4 – Regularly
☒ 3 – Often
2 – Sometimes
1 – Rarely
0 – Never

5. The institution makes effort to engage students in the monitoring, review and continuous quality improvement of the teaching learning process.

4 – Strongly agree

☒ 3 – Agree

2 – Neutral

1 – Disagree

0 – Strongly disagree

6. Fairness of the internal evaluation process by the teachers.

4 – Always fair

3 – Usually fair

☒ 2 – Sometimes unfair

1 – Usually unfair

0 – Unfair

7. How well did the teachers prepare for the classes?

4 – Thoroughly

3 – Satisfactorily

☒ 2 – Poorly

1 – Indifferently

0 – Won't teach at all

8. The teachers illustrate the concepts through examples and applications.

4 – Every time

3 – Usually

☒ 2 – Occasionally/Sometimes

1 – Rarely

0 – Never

9. The teaching and mentoring process in your institution facilitates you in cognitive, social and emotional growth.

4 – Significantly

☒ 3 – Very well

2 – Moderately

1 – Marginally

0 – Not at all

10. The institution provides multiple opportunities to learn and grow.

☒ 4 – Strongly agree

3 – Agree

2 – Neutral

1 – Disagree

0 – Strongly disagree

11. Teachers inform you about your expected competencies, course outcomes and programme outcomes.

4 – Every time

3 – Usually

☒ 2 – Occasionally/Sometimes

1 – Rarely

0 – Never

12. Was your performance in assignments discussed with you?

4 – Every time

3 – Usually

☒ 2 – Occasionally/Sometimes

1 – Rarely

0 – Never

13. Your mentor does a necessary follow-up with an assigned task to you.

4 – Every time

3 – Usually

2 – Occasionally/Sometimes

1 – Rarely

☒ 0 – I don't have a mentor

14. The teachers identify your strengths and encourage you with providing right level of challenges.

4 – Fully

3 – Reasonably

2 – Partially

☒ 1 – Slightly

0 – Unable to

15. Teachers are able to identify your weaknesses and help you to overcome them.

4 – Every time

3 – Usually

☒ 2 – Occasionally/Sometimes

1 – Rarely

0 – Never

16. The institute/ teachers use student centric methods, such as experiential learning, participative learning and problem solving methodologies for enhancing learning experiences.

4 – To a great extent

☒ 3 – Moderate

2 – Some what

1 – Very little

0 – Not at all

17. Teachers encourage you to participate in extracurricular activities.

- 4 – Strongly agree
- ☒ 3 – Agree
- 2 – Neutral
- 1 – Disagree
- 0 – Strongly disagree

18. Efforts are made by the institute/ teachers to inculcate soft skills, life skills and employability skills to make you ready for the world of work.

- 4 – To a great extent
- 3 – Moderate
- ☒ 2 – Somewhat
- 1 – Very little
- 0 – Not at all

19. What percentage of teachers use ICT tools such as LCD projector, Multimedia, etc. while teaching.

- 4 – Above 90%
- 3 – 70 – 89%
- ☒ 2 – 50 – 69%
- 1 – 30 – 49%
- 0 – Below 29%

20. The overall quality of teaching-learning process in your institute is very good.

- 4 – Strongly agree
- 3 – Agree
- ☒ 2 – Neutral
- 1 – Disagree
- 0 – Strongly disagree

Fuprey
Sign of student

Rashtramata Indira Gandhi College , Jalna

Academic Year 2021-22

**Criterion II – Teaching–Learning and Evaluation Student Satisfaction Survey on
Teaching Learning Process**

Name of Student : ARSH Shrivastava Pratik

Class : B - B.O. B.Sc I

Following are questions for student satisfaction survey regarding teaching learning process.

1. How well were the teachers able to communicate?
☒ 4 – Always effective
3 – Sometimes effective
2 – Just satisfactorily
1 – Generally ineffective
0 – Very poor communication
2. How much of the syllabus was covered in the class?
4 – 85 to 100%
3 – 70 to 84%
2 – 55 to 69%
☒ 1 – 30 to 54%
0 – Below 30%
3. The teacher's approach to teaching can best be described as
4 – Excellent
3 – Very good
2 – Good
☒ 1 – Fair
0 – Poor
4. The institute takes active interest in promoting internship, student exchange, field visit opportunities for students.
4 – Regularly
☒ 3 – Often
2 – Sometimes
1 – Rarely
0 – Never

5. The institution makes effort to engage students in the monitoring, review and continuous quality improvement of the teaching learning process.

- ☒ 4 – Strongly agree
- ☐ 3 – Agree
- ☐ 2 – Neutral
- ☐ 1 – Disagree
- ☐ 0 – Strongly disagree

6. Fairness of the internal evaluation process by the teachers.

- ☐ 4 – Always fair
- ☒ 3 – Usually fair
- ☐ 2 – Sometimes unfair
- ☐ 1 – Usually unfair
- ☐ 0 – Unfair

7. How well did the teachers prepare for the classes?

- ☐ 4 – Thoroughly
- ☐ 3 – Satisfactorily
- ☒ 2 – Poorly
- ☐ 1 – Indifferently
- ☐ 0 – Won't teach at all

8. The teachers illustrate the concepts through examples and applications.

- ☐ 4 – Every time
- ☐ 3 – Usually
- ☐ 2 – Occasionally/Sometimes
- ☒ 1 – Rarely
- ☐ 0 – Never

9. The teaching and mentoring process in your institution facilitates you in cognitive, social and emotional growth.

- ☐ 4 – Significantly
- ☒ 3 – Very well
- ☐ 2 – Moderately
- ☐ 1 – Marginally
- ☐ 0 – Not at all

10. The institution provides multiple opportunities to learn and grow.

- ☐ 4 – Strongly agree
- ☒ 3 – Agree
- ☐ 2 – Neutral
- ☐ 1 – Disagree
- ☐ 0 – Strongly disagree

11. Teachers inform you about your expected competencies, course outcomes and programme outcomes.

- ☒ 4 – Every time
- ☐ 3 – Usually
- ☐ 2 – Occasionally/Sometimes
- ☐ 1 – Rarely
- ☐ 0 – Never

12. Was your performance in assignments discussed with you?

- ☐ 4 – Every time
- ☒ 3 – Usually
- ☐ 2 – Occasionally/Sometimes
- ☐ 1 – Rarely
- ☐ 0 – Never

13. Your mentor does a necessary follow-up with an assigned task to you.

- ☐ 4 – Every time
- ☐ 3 – Usually
- ☐ 2 – Occasionally/Sometimes
- ☒ 1 – Rarely
- ☐ 0 – I don't have a mentor

14. The teachers identify your strengths and encourage you with providing right level of challenges.

- ☐ 4 – Fully
- ☐ 3 – Reasonably
- ☒ 2 – Partially
- ☐ 1 – Slightly
- ☐ 0 – Unable to

15. Teachers are able to identify your weaknesses and help you to overcome them.

- ☐ 4 – Every time
- ☒ 3 – Usually
- ☐ 2 – Occasionally/Sometimes
- ☐ 1 – Rarely
- ☐ 0 – Never

16. The institute/ teachers use student centric methods, such as experiential learning, participative learning and problem solving methodologies for enhancing learning experiences.

- ☐ 4 – To a great extent
- ☒ 3 – Moderate
- ☐ 2 – Some what
- ☐ 1 – Very little
- ☐ 0 – Not at all

17. Teachers encourage you to participate in extracurricular activities.

- 4 – Strongly agree
- ☒ 3 – Agree
- 2 – Neutral
- 1 – Disagree
- 0 – Strongly disagree

18. Efforts are made by the institute/ teachers to inculcate soft skills, life skills and employability skills to make you ready for the world of work.

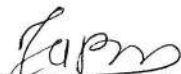
- 4 – To a great extent
- 3 – Moderate
- 2 – Somewhat
- ☒ 1 – Very little
- 0 – Not at all

19. What percentage of teachers use ICT tools such as LCD projector, Multimedia, etc. while teaching.

- 4 – Above 90%
- 3 – 70 – 89%
- ☒ 2 – 50 – 69%
- 1 – 30 – 49%
- 0 – Below 29%

20. The overall quality of teaching-learning process in your institute is very good.

- 4 – Strongly agree
- 3 – Agree
- ☒ 2 – Neutral
- 1 – Disagree
- 0 – Strongly disagree


Sign of student

Rashtramata Indira Gandhi College , Jalna

Academic Year 2021-22

Criterion II – Teaching–Learning and Evaluation Student Satisfaction Survey on

Teaching Learning Process

Name of Student : Arshu shavanni PRadhak

Class : B.Sc. I

Following are questions for student satisfaction survey regarding teaching learning process.

1. How well were the teachers able to communicate?

- ☒ 4 – Always effective
- ☐ 3 – Sometimes effective
- ☐ 2 – Just satisfactorily
- ☐ 1 – Generally ineffective
- ☐ 0 – Very poor communication

2. How much of the syllabus was covered in the class? 4 –

85 to 100%

- ☐ 3 – 70 to 84%
- ☒ 2 – 55 to 69%
- ☐ 1 – 30 to 54%
- ☐ 0 – Below 30%

3. The teacher's approach to teaching can best be described as

- ☐ 4 – Excellent
- ☐ 3 – Very good
- ☒ 2 – Good
- ☐ 1 – Fair
- ☐ 0 – Poor

4. The institute takes active interest in promoting internship, student exchange, field visit opportunities for students.

- ☐ 4 – Regularly
- ☒ 3 – Often
- ☐ 2 – Sometimes
- ☐ 1 – Rarely
- ☐ 0 – Never

5. The institution makes effort to engage students in the monitoring, review and continuous quality improvement of the teaching learning process.

- 4 – Strongly agree
- 3 – Agree
- 2 – Neutral
- 1 – Disagree
- 0 – Strongly disagree

6. Fairness of the internal evaluation process by the teachers.

- 4 – Always fair
- 3 – Usually fair
- 2 – Sometimes unfair
- 1 – Usually unfair
- 0 – Unfair

7. How well did the teachers prepare for the classes?

- 4 – Thoroughly
- 3 – Satisfactorily
- 2 – Poorly
- 1 – Indifferently
- 0 – Won't teach at all

8. The teachers illustrate the concepts through examples and applications.

- 4 – Every time
- 3 – Usually
- 2 – Occasionally/Sometimes
- 1 – Rarely
- 0 – Never

9. The teaching and mentoring process in your institution facilitates you in cognitive, social and emotional growth.

- 4 – Significantly
- 3 – Very well
- 2 – Moderately
- 1 – Marginally
- 0 – Not at all

10. The institution provides multiple opportunities to learn and grow.

- 4 – Strongly agree
- 3 – Agree
- 2 – Neutral
- 1 – Disagree
- 0 – Strongly disagree

11. Teachers inform you about your expected competencies, course outcomes and programme outcomes.

- ☒ 4 – Every time
- 3 – Usually
- 2 – Occasionally/Sometimes
- 1 – Rarely
- 0 – Never

12. Was your performance in assignments discussed with you?

- 4 – Every time
- ☒ 3 – Usually
- 2 – Occasionally/Sometimes
- 1 – Rarely
- 0 – Never

13. Your mentor does a necessary follow-up with an assigned task to you.

- 4 – Every time
- 3 – Usually
- ☒ 2 – Occasionally/Sometimes
- 1 – Rarely
- 0 – I don't have a mentor

14. The teachers identify your strengths and encourage you with providing right level of challenges.

- 4 – Fully
- 3 – Reasonably
- ☒ 2 – Partially
- 1 – Slightly
- 0 – Unable to

15. Teachers are able to identify your weaknesses and help you to overcome them.

- 4 – Every time
- 3 – Usually
- ☒ 2 – Occasionally/Sometimes
- 1 – Rarely
- 0 – Never

16. The institute/ teachers use student centric methods, such as experiential learning, participative learning and problem solving methodologies for enhancing learning experiences.

- ☒ 4 – To a great extent
- ☒ 3 – Moderate
- 2 – Some what
- 1 – Very little
- 0 – Not at all

17. Teachers encourage you to participate in extracurricular activities.

- ☒ 4 – Strongly agree
- ☐ 3 – Agree
- ☐ 2 – Neutral
- ☐ 1 – Disagree
- ☐ 0 – Strongly disagree

18. Efforts are made by the institute/ teachers to inculcate soft skills, life skills and employability skills to make you ready for the world of work.

- ☐ 4 – To a great extent
- ☒ 3 – Moderate
- ☐ 2 – Somewhat
- ☐ 1 – Very little
- ☐ 0 – Not at all

19. What percentage of teachers use ICT tools such as LCD projector, Multimedia, etc. while teaching.

- ☐ 4 – Above 90%
- ☐ 3 – 70 – 89%
- ☒ 2 – 50 – 69%
- ☐ 1 – 30 – 49%
- ☐ 0 – Below 29%

20. The overall quality of teaching-learning process in your institute is very good.

- ☐ 4 – Strongly agree
- ☒ 3 – Agree
- ☐ 2 – Neutral
- ☐ 1 – Disagree
- ☐ 0 – Strongly disagree



Sign of student

Rashtramata Indira Gandhi College , Jalna

Academic Year 2021-22

**Criterion II – Teaching–Learning and Evaluation Student Satisfaction Survey on
Teaching Learning Process**

Name of Student : Bhosale Mangesh Mahesh

Class : B. B. BSc I

Following are questions for student satisfaction survey regarding teaching learning process.

1. How well were the teachers able to communicate?
☒ 4 – Always effective
3 – Sometimes effective
2 – Just satisfactorily
1 – Generally ineffective
0 – Very poor communication
2. How much of the syllabus was covered in the class?
4 – 85 to 100%
☒ 3 – 70 to 84%
2 – 55 to 69%
1 – 30 to 54%
0 – Below 30%
3. The teacher's approach to teaching can best be described as
4 – Excellent
☒ 3 – Very good
2 – Good
1 – Fair
0 – Poor
4. The institute takes active interest in promoting internship, student exchange, field visit opportunities for students.
☒ 4 – Regularly
3 – Often
2 – Sometimes
1 – Rarely
0 – Never

5. The institution makes effort to engage students in the monitoring, review and continuous quality improvement of the teaching learning process.

- ☒ 4 – Strongly agree
- ☐ 3 – Agree
- ☐ 2 – Neutral
- ☐ 1 – Disagree
- ☐ 0 – Strongly disagree

6. Fairness of the internal evaluation process by the teachers.

- ☒ 4 – Always fair
- ☐ 3 – Usually fair
- ☐ 2 – Sometimes unfair
- ☐ 1 – Usually unfair
- ☐ 0 – Unfair

7. How well did the teachers prepare for the classes?

- ☐ 4 – Thoroughly
- ☐ 3 – Satisfactorily
- ☒ 2 – Poorly
- ☐ 1 – Indifferently
- ☐ 0 – Won't teach at all

8. The teachers illustrate the concepts through examples and applications.

- ☐ 4 – Every time
- ☐ 3 – Usually
- ☐ 2 – Occasionally/Sometimes
- ☒ 1 – Rarely
- ☐ 0 – Never

9. The teaching and mentoring process in your institution facilitates you in cognitive, social and emotional growth.

- ☐ 4 – Significantly
- ☐ 3 – Very well
- ☐ 2 – Moderately
- ☒ 1 – Marginally
- ☐ 0 – Not at all

10. The institution provides multiple opportunities to learn and grow.

- ☒ 4 – Strongly agree
- ☐ 3 – Agree
- ☐ 2 – Neutral
- ☐ 1 – Disagree
- ☐ 0 – Strongly disagree

11. Teachers inform you about your expected competencies, course outcomes and programme outcomes.

- ☒ 4 – Every time
- ☐ 3 – Usually
- ☐ 2 – Occasionally/Sometimes
- ☐ 1 – Rarely
- ☐ 0 – Never

12. Was your performance in assignments discussed with you?

- ☐ 4 – Every time
- ☒ 3 – Usually
- ☐ 2 – Occasionally/Sometimes
- ☐ 1 – Rarely
- ☐ 0 – Never

13. Your mentor does a necessary follow-up with an assigned task to you.

- ☒ 4 – Every time
- ☐ 3 – Usually
- ☐ 2 – Occasionally/Sometimes
- ☐ 1 – Rarely
- ☐ 0 – I don't have a mentor

14. The teachers identify your strengths and encourage you with providing right level of challenges.

- ☐ 4 – Fully
- ☐ 3 – Reasonably
- ☒ 2 – Partially
- ☐ 1 – Slightly
- ☐ 0 – Unable to

15. Teachers are able to identify your weaknesses and help you to overcome them.

- ☐ 4 – Every time
- ☐ 3 – Usually
- ☐ 2 – Occasionally/Sometimes
- ☐ 1 – Rarely
- ☒ 0 – Never

16. The institute/ teachers use student centric methods, such as experiential learning, participative learning and problem solving methodologies for enhancing learning experiences.

- ☐ 4 – To a great extent
- ☐ 3 – Moderate
- ☐ 2 – Some what
- ☒ 1 – Very little
- ☐ 0 – Not at all

17. Teachers encourage you to participate in extracurricular activities.

- 4 - Strongly agree
- 3 - Agree
- 2 - Neutral
- 1 - Disagree
- 0 - Strongly disagree

18. Efforts are made by the institute/ teachers to inculcate soft skills, life skills and employability skills to make you ready for the world of work.

- 4 - To a great extent
- 3 - Moderate
- 2 - Somewhat
- 1 - Very little
- 0 - Not at all

19. What percentage of teachers use ICT tools such as LCD projector, Multimedia, etc. while teaching.

- 4 - Above 90%
- 3 - 70 - 89%
- 2 - 50 - 69%
- 1 - 30 - 49%
- 0 - Below 29%

20. The overall quality of teaching-learning process in your institute is very good.

- 4 - Strongly agree
- 3 - Agree
- 2 - Neutral
- 1 - Disagree
- 0 - Strongly disagree

Bhosale
Sign of student

Rashtramata Indira Gandhi College , Jalna
Academic Year 2021-22

**Criterion II – Teaching–Learning and Evaluation Student Satisfaction Survey on
Teaching Learning Process**

Name of Student : Donne Madhuri Moyal.

Class : B.B.Sc. I

Following are questions for student satisfaction survey regarding teaching learning process.

1. How well were the teachers able to communicate?
☒ 4 – Always effective
3 – Sometimes effective
2 – Just satisfactorily
1 – Generally ineffective
0 – Very poor communication
2. How much of the syllabus was covered in the class?
4 – 85 to 100%
☒ 3 – 70 to 84%
2 – 55 to 69%
1 – 30 to 54%
0 – Below 30%
3. The teacher's approach to teaching can best be described as
4 – Excellent
☒ 3 – Very good
2 – Good
1 – Fair
0 – Poor
4. The institute takes active interest in promoting internship, student exchange, field visit opportunities for students.
☒ 4 – Regularly
3 – Often
2 – Sometimes
1 – Rarely
0 – Never

5. The institution makes effort to engage students in the monitoring, review and continuous quality improvement of the teaching learning process.

- 4 – Strongly agree
- ☒ 3 – Agree
- 2 – Neutral
- 1 – Disagree
- 0 – Strongly disagree

6. Fairness of the internal evaluation process by the teachers.

- 4 – Always fair
- ☒ 3 – Usually fair
- 2 – Sometimes unfair
- 1 – Usually unfair
- 0 – Unfair

7. How well did the teachers prepare for the classes?

- 4 – Thoroughly
- 3 – Satisfactorily
- ☒ 2 – Poorly
- 1 – Indifferently
- 0 – Won't teach at all

8. The teachers illustrate the concepts through examples and applications.

- 4 – Every time
- 3 – Usually
- 2 – Occasionally/Sometimes
- 1 – Rarely
- 0 – Never

9. The teaching and mentoring process in your institution facilitates you in cognitive, social and emotional growth.

- 4 – Significantly
- ☒ 3 – Very well
- 2 – Moderately
- 1 – Marginally
- 0 – Not at all

10. The institution provides multiple opportunities to learn and grow.

- ☒ 4 – Strongly agree
- 3 – Agree
- 2 – Neutral
- 1 – Disagree
- 0 – Strongly disagree

11. Teachers inform you about your expected competencies, course outcomes and programme outcomes.

- 4 - Every time
- 3 - Usually
- 2 - Occasionally/Sometimes
- 1 - Rarely
- 0 - Never

12. Was your performance in assignments discussed with you?

- 4 - Every time
- 3 - Usually
- 2 - Occasionally/Sometimes
- 1 - Rarely
- 0 - Never

13. Your mentor does a necessary follow-up with an assigned task to you.

- 4 - Every time
- 3 - Usually
- 2 - Occasionally/Sometimes
- 1 - Rarely
- 0 - I don't have a mentor

14. The teachers identify your strengths and encourage you with providing right level of challenges.

- 4 - Fully
- 3 - Reasonably
- 2 - Partially
- 1 - Slightly
- 0 - Unable to

15. Teachers are able to identify your weaknesses and help you to overcome them.

- 4 - Every time
- 3 - Usually
- 2 - Occasionally/Sometimes
- 1 - Rarely
- 0 - Never

16. The institute/ teachers use student centric methods, such as experiential learning, participative learning and problem solving methodologies for enhancing learning experiences.

- 4 - To a great extent
- 3 - Moderate
- 2 - Some what
- 1 - Very little
- 0 - Not at all

17. Teachers encourage you to participate in extracurricular activities.

- ☒ 4 – Strongly agree
- ☐ 3 – Agree
- ☐ 2 – Neutral
- ☐ 1 – Disagree
- ☐ 0 – Strongly disagree

18. Efforts are made by the institute/ teachers to inculcate soft skills, life skills and employability skills to make you ready for the world of work.

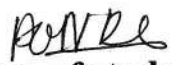
- ☒ 4 – To a great extent
- ☐ 3 – Moderate
- ☐ 2 – Somewhat
- ☐ 1 – Very little
- ☐ 0 – Not at all

19. What percentage of teachers use ICT tools such as LCD projector, Multimedia, etc. while teaching.

- ☐ 4 – Above 90%
- ☒ 3 – 70 – 89%
- ☐ 2 – 50 – 69%
- ☐ 1 – 30 – 49%
- ☐ 0 – Below 29%

20. The overall quality of teaching-learning process in your institute is very good.

- ☐ 4 – Strongly agree
- ☒ 3 – Agree
- ☐ 2 – Neutral
- ☐ 1 – Disagree
- ☐ 0 – Strongly disagree


Sign of student

Rashtramata Indira Gandhi College , Jalna

Academic Year 2021-22

**Criterion II – Teaching–Learning and Evaluation Student Satisfaction Survey on
Teaching Learning Process**

Name of Student : Atika Rohini ny NPKumar.

Class : B.Sc. I

Following are questions for student satisfaction survey regarding teaching learning process.

1. How well were the teachers able to communicate?
☒ 4 – Always effective
3 – Sometimes effective
2 – Just satisfactorily
1 – Generally ineffective
0 – Very poor communication
2. How much of the syllabus was covered in the class?
4 – 85 to 100%
3 – 70 to 84%
2 – 55 to 69%
☒ 1 – 30 to 54%
0 – Below 30%
3. The teacher's approach to teaching can best be described as
4 – Excellent
3 – Very good
2 – Good
1 – Fair
☒ 0 – Poor
4. The institute takes active interest in promoting internship, student exchange, field visit opportunities for students.
☒ 4 – Regularly
3 – Often
2 – Sometimes
1 – Rarely
0 – Never

5. The institution makes effort to engage students in the monitoring, review and continuous quality improvement of the teaching learning process.

- 4 - Strongly agree
- 3 - Agree
- 2 - Neutral
- 1 - Disagree
- 0 - Strongly disagree

6. Fairness of the internal evaluation process by the teachers.

- 4 - Always fair
- 3 - Usually fair
- 2 - Sometimes unfair
- 1 - Usually unfair
- 0 - Unfair

7. How well did the teachers prepare for the classes?

- 4 - Thoroughly
- 3 - Satisfactorily
- 2 - Poorly
- 1 - Indifferently
- 0 - Won't teach at all

8. The teachers illustrate the concepts through examples and applications.

- 4 - Every time
- 3 - Usually
- 2 - Occasionally/Sometimes
- 1 - Rarely
- 0 - Never

9. The teaching and mentoring process in your institution facilitates you in cognitive, social and emotional growth.

- 4 - Significantly
- 3 - Very well
- 2 - Moderately
- 1 - Marginally
- 0 - Not at all

10. The institution provides multiple opportunities to learn and grow.

- 4 - Strongly agree
- 3 - Agree
- 2 - Neutral
- 1 - Disagree
- 0 - Strongly disagree

11. Teachers inform you about your expected competencies, course outcomes and programme outcomes.

- ☒ 4 – Every time
- ☐ 3 – Usually
- ☐ 2 – Occasionally/Sometimes
- ☐ 1 – Rarely
- ☐ 0 – Never

12. Was your performance in assignments discussed with you?

- ☐ 4 – Every time
- ☐ 3 – Usually
- ☒ 2 – Occasionally/Sometimes
- ☐ 1 – Rarely
- ☐ 0 – Never

13. Your mentor does a necessary follow-up with an assigned task to you.

- ☒ 4 – Every time
- ☐ 3 – Usually
- ☐ 2 – Occasionally/Sometimes
- ☐ 1 – Rarely
- ☐ 0 – I don't have a mentor

14. The teachers identify your strengths and encourage you with providing right level of challenges.

- ☒ 4 – Fully
- ☐ 3 – Reasonably
- ☐ 2 – Partially
- ☐ 1 – Slightly
- ☐ 0 – Unable to

15. Teachers are able to identify your weaknesses and help you to overcome them.

- ☐ 4 – Every time
- ☐ 3 – Usually
- ☒ 2 – Occasionally/Sometimes
- ☐ 1 – Rarely
- ☐ 0 – Never

16. The institute/ teachers use student centric methods, such as experiential learning, participative learning and problem solving methodologies for enhancing learning experiences.

- ☐ 4 – To a great extent
- ☐ 3 – Moderate
- ☒ 2 – Some what
- ☐ 1 – Very little
- ☐ 0 – Not at all

17. Teachers encourage you to participate in extracurricular activities.

- ☒ 4 – Strongly agree
- ☐ 3 – Agree
- ☐ 2 – Neutral
- ☐ 1 – Disagree
- ☐ 0 – Strongly disagree

18. Efforts are made by the institute/ teachers to inculcate soft skills, life skills and employability skills to make you ready for the world of work.


- ☐ 4 – To a great extent
- ☒ 3 – Moderate
- ☐ 2 – Somewhat
- ☐ 1 – Very little
- ☐ 0 – Not at all

19. What percentage of teachers use ICT tools such as LCD projector, Multimedia, etc. while teaching.

- ☐ 4 – Above 90%
- ☐ 3 – 70 – 89%
- ☒ 2 – 50 – 69%
- ☐ 1 – 30 – 49%
- ☐ 0 – Below 29%

20. The overall quality of teaching-learning process in your institute is very good.

- ☐ 4 – Strongly agree
- ☐ 3 – Agree
- ☒ 2 – Neutral
- ☐ 1 – Disagree
- ☐ 0 – Strongly disagree


Sign of student

Rashtramata Indira Gandhi College , Jalna

Academic Year 2021-22

**Criterion II – Teaching–Learning and Evaluation Student Satisfaction Survey on
Teaching Learning Process**

Name of Student : Achal Khamb mayawati

Class : BSC II

Following are questions for student satisfaction survey regarding teaching learning process.

1. How well were the teachers able to communicate?
4 – Always effective
~~3~~ – Sometimes effective
2 – Just satisfactorily
1 – Generally ineffective
0 – Very poor communication
2. How much of the syllabus was covered in the class?
4 – 85 to 100%
3 – 70 to 84%
~~2~~ – 55 to 69%
1 – 30 to 54%
0 – Below 30%
3. The teacher's approach to teaching can best be described as
4 – Excellent
3 – Very good
2 – Good
1 – Fair
~~0~~ – Poor
4. The institute takes active interest in promoting internship, student exchange, field visit opportunities for students.
4 – Regularly
3 – Often
2 – Sometimes
~~1~~ – Rarely
0 – Never

5. The institution makes effort to engage students in the monitoring, review and continuous quality improvement of the teaching learning process.

- ☒ 4 – Strongly agree
- ☐ 3 – Agree
- ☐ 2 – Neutral
- ☐ 1 – Disagree
- ☐ 0 – Strongly disagree

6. Fairness of the internal evaluation process by the teachers.

- ☐ 4 – Always fair
- ☐ 3 – Usually fair
- ☒ 2 – Sometimes unfair
- ☐ 1 – Usually unfair
- ☐ 0 – Unfair

7. How well did the teachers prepare for the classes?

- ☐ 4 – Thoroughly
- ☐ 3 – Satisfactorily
- ☒ 2 – Poorly
- ☐ 1 – Indifferently
- ☐ 0 – Won't teach at all

8. The teachers illustrate the concepts through examples and applications.

- ☒ 4 – Every time
- ☐ 3 – Usually
- ☐ 2 – Occasionally/Sometimes
- ☐ 1 – Rarely
- ☐ 0 – Never

9. The teaching and mentoring process in your institution facilitates you in cognitive, social and emotional growth.

- ☐ 4 – Significantly
- ☐ 3 – Very well
- ☒ 2 – Moderately
- ☐ 1 – Marginally
- ☐ 0 – Not at all

10. The institution provides multiple opportunities to learn and grow.

- ☐ 4 – Strongly agree
- ☐ 3 – Agree
- ☒ 2 – Neutral
- ☐ 1 – Disagree
- ☐ 0 – Strongly disagree

11. Teachers inform you about your expected competencies, course outcomes and programme outcomes.

4 – Every time

~~3~~ – Usually

2 – Occasionally/Sometimes

1 – Rarely

0 – Never

12. Was your performance in assignments discussed with you?

4 – Every time

~~3~~ – Usually

2 – Occasionally/Sometimes

1 – Rarely

0 – Never

13. Your mentor does a necessary follow-up with an assigned task to you.

4 – Every time

3 – Usually

2 – Occasionally/Sometimes

~~1~~ – Rarely

0 – I don't have a mentor

14. The teachers identify your strengths and encourage you with providing right level of challenges.

4 – Fully

3 – Reasonably

~~2~~ – Partially

1 – Slightly

0 – Unable to

15. Teachers are able to identify your weaknesses and help you to overcome them.

4 – Every time

3 – Usually

~~2~~ – Occasionally/Sometimes

1 – Rarely

0 – Never

16. The institute/ teachers use student centric methods, such as experiential learning, participative learning and problem solving methodologies for enhancing learning experiences.

4 – To a great extent

3 – Moderate

2 – Some what

1 – Very little

~~0~~ – Not at all

17. Teachers encourage you to participate in extracurricular activities.

4 – Strongly agree

3 – Agree

2 – Neutral

1 – Disagree

☒ 0 – Strongly disagree

18. Efforts are made by the institute/ teachers to inculcate soft skills, life skills and employability skills to make you ready for the world of work.

☒ 4 – To a great extent

3 – Moderate

2 – Somewhat

1 – Very little

0 – Not at all

19. What percentage of teachers use ICT tools such as LCD projector, Multimedia, etc. while teaching.

4 – Above 90%

3 – 70 – 89%

☒ 2 – 50 – 69%

1 – 30 – 49%

0 – Below 29%

20. The overall quality of teaching-learning process in your institute is very good.

4 – Strongly agree

3 – Agree

☒ 2 – Neutral

1 – Disagree

0 – Strongly disagree

AchalmKham

Sign of student

Rashtramata Indira Gandhi College , Jalna

Academic Year 2021-22

**Criterion II – Teaching–Learning and Evaluation Student Satisfaction Survey on
Teaching Learning Process**

Name of Student : AMAN ALI FAROOQU ALI

Class : BSC II

Following are questions for student satisfaction survey regarding teaching learning process.

1. How well were the teachers able to communicate?
4 – Always effective
☒ 3 – Sometimes effective
2 – Just satisfactorily
1 – Generally ineffective
0 – Very poor communication
2. How much of the syllabus was covered in the class?
4 – 85 to 100%
3 – 70 to 84%
☒ 2 – 55 to 69%
1 – 30 to 54%
0 – Below 30%
3. The teacher's approach to teaching can best be described as
4 – Excellent
3 – Very good
☒ 2 – Good
1 – Fair
0 – Poor
4. The institute takes active interest in promoting internship, student exchange, field visit opportunities for students.
☒ 4 – Regularly
3 – Often
2 – Sometimes
1 – Rarely
0 – Never

5. The institution makes effort to engage students in the monitoring, review and continuous quality improvement of the teaching learning process.

- 4 – Strongly agree
- 3 – Agree
- 2 – Neutral
- 1 – Disagree
- ☒ 0 – Strongly disagree

6. Fairness of the internal evaluation process by the teachers.

- 4 – Always fair
- 3 – Usually fair
- 2 – Sometimes unfair
- 1 – Usually unfair
- ☒ 0 – Unfair

7. How well did the teachers prepare for the classes?

- 4 – Thoroughly
- 3 – Satisfactorily
- ☒ 2 – Poorly
- 1 – Indifferently
- 0 – Won't teach at all

8. The teachers illustrate the concepts through examples and applications.

- 4 – Every time
- 3 – Usually
- ☒ 2 – Occasionally/Sometimes
- 1 – Rarely
- 0 – Never

9. The teaching and mentoring process in your institution facilitates you in cognitive, social and emotional growth.

- 4 – Significantly
- ☒ 3 – Very well
- 2 – Moderately
- 1 – Marginally
- 0 – Not at all

10. The institution provides multiple opportunities to learn and grow.

- 4 – Strongly agree
- 3 – Agree
- ☒ 2 – Neutral
- 1 – Disagree
- 0 – Strongly disagree

11. Teachers inform you about your expected competencies, course outcomes and programme outcomes.

4 – Every time

3 – Usually

☒ 2 – Occasionally/Sometimes

1 – Rarely

0 – Never

12. Was your performance in assignments discussed with you?

4 – Every time

3 – Usually

2 – Occasionally/Sometimes

1 – Rarely

☒ 0 – Never

13. Your mentor does a necessary follow-up with an assigned task to you.

4 – Every time

☒ 3 – Usually

2 – Occasionally/Sometimes

1 – Rarely

0 – I don't have a mentor

14. The teachers identify your strengths and encourage you with providing right level of challenges.

4 – Fully

3 – Reasonably

☒ 2 – Partially

1 – Slightly

0 – Unable to

15. Teachers are able to identify your weaknesses and help you to overcome them.

☒ 4 – Every time

3 – Usually

2 – Occasionally/Sometimes

1 – Rarely

0 – Never

16. The institute/ teachers use student centric methods, such as experiential learning, participative learning and problem solving methodologies for enhancing learning experiences.

4 – To a great extent

3 – Moderate

2 – Some what

1 – Very little

☒ 0 – Not at all

17. Teachers encourage you to participate in extracurricular activities.

4 – Strongly agree

☒ 3 – Agree

2 – Neutral

1 – Disagree

0 – Strongly disagree

18. Efforts are made by the institute/ teachers to inculcate soft skills, life skills and employability skills to make you ready for the world of work.

4 – To a great extent

3 – Moderate

2 – Somewhat

1 – Very little

☒ 0 – Not at all

19. What percentage of teachers use ICT tools such as LCD projector, Multimedia, etc. while teaching.

4 – Above 90%

☒ 3 – 70 – 89%

2 – 50 – 69%

1 – 30 – 49%

0 – Below 29%

20. The overall quality of teaching-learning process in your institute is very good.

4 – Strongly agree

3 – Agree

☒ 2 – Neutral

1 – Disagree

0 – Strongly disagree

(AMAN)

Sign of student

Rashtramata Indira Gandhi College , Jalna

Academic Year 2021-22

**Criterion II – Teaching–Learning and Evaluation Student Satisfaction Survey on
Teaching Learning Process**

Name of Student : bhusare priyanka prasad

Class : Bsc II

Following are questions for student satisfaction survey regarding teaching learning process.

1. How well were the teachers able to communicate?
 - 4 – Always effective
 - 3 – Sometimes effective
 - 2 – Just satisfactorily
 - ☒ 1 – Generally ineffective
 - 0 – Very poor communication
2. How much of the syllabus was covered in the class?
 - 4 – 85 to 100%
 - 3 – 70 to 84%
 - ☒ 2 – 55 to 69%
 - 1 – 30 to 54%
 - 0 – Below 30%
3. The teacher's approach to teaching can best be described as
 - 4 – Excellent
 - 3 – Very good
 - 2 – Good
 - 1 – Fair
 - ☒ 0 – Poor
4. The institute takes active interest in promoting internship, student exchange, field visit opportunities for students.
 - 4 – Regularly
 - 3 – Often
 - ☒ 2 – Sometimes
 - 1 – Rarely
 - 0 – Never

5. The institution makes effort to engage students in the monitoring, review and continuous quality improvement of the teaching learning process.

4 – Strongly agree

☒ 3 – Agree

2 – Neutral

1 – Disagree

0 – Strongly disagree

6. Fairness of the internal evaluation process by the teachers.

4 – Always fair

☒ 3 – Usually fair

2 – Sometimes unfair

1 – Usually unfair

0 – Unfair

7. How well did the teachers prepare for the classes?

4 – Thoroughly

3 – Satisfactorily

☒ 2 – Poorly

1 – Indifferently

0 – Won't teach at all

8. The teachers illustrate the concepts through examples and applications.

4 – Every time

3 – Usually

2 – Occasionally/Sometimes

1 – Rarely

☒ 0 – Never

9. The teaching and mentoring process in your institution facilitates you in cognitive, social and emotional growth.

4 – Significantly

☒ 3 – Very well

2 – Moderately

1 – Marginally

0 – Not at all

10. The institution provides multiple opportunities to learn and grow.

4 – Strongly agree

☒ 3 – Agree

2 – Neutral

1 – Disagree

0 – Strongly disagree

11. Teachers inform you about your expected competencies, course outcomes and programme outcomes.

4 – Every time

☒ 3 – Usually

2 – Occasionally/Sometimes

1 – Rarely

0 – Never

12. Was your performance in assignments discussed with you?

4 – Every time

3 – Usually

☒ 2 – Occasionally/Sometimes

1 – Rarely

0 – Never

13. Your mentor does a necessary follow-up with an assigned task to you.

4 – Every time

3 – Usually

2 – Occasionally/Sometimes

1 – Rarely

0 – I don't have a mentor

14. The teachers identify your strengths and encourage you with providing right level of challenges.

4 – Fully

3 – Reasonably

2 – Partially

1 – Slightly

☒ 0 – Unable to

15. Teachers are able to identify your weaknesses and help you to overcome them.

4 – Every time

☒ 3 – Usually

2 – Occasionally/Sometimes

1 – Rarely

0 – Never

16. The institute/ teachers use student centric methods, such as experiential learning, participative learning and problem solving methodologies for enhancing learning experiences.

4 – To a great extent

3 – Moderate

☒ 2 – Some what

1 – Very little

0 – Not at all

17. Teachers encourage you to participate in extracurricular activities.

- 4 – Strongly agree
- 3 – Agree
- ~~2~~ – Neutral
- 1 – Disagree
- 0 – Strongly disagree

18. Efforts are made by the institute/ teachers to inculcate soft skills, life skills and employability skills to make you ready for the world of work.

- 4 – To a great extent
- ~~3~~ – Moderate
- 2 – Somewhat
- 1 – Very little
- 0 – Not at all

19. What percentage of teachers use ICT tools such as LCD projector, Multimedia, etc. while teaching.

- 4 – Above 90%
- 3 – 70 – 89%
- 2 – 50 – 69%
- ~~1~~ – 30 – 49%
- 0 – Below 29%

20. The overall quality of teaching-learning process in your institute is very good.

- 4 – Strongly agree
- 3 – Agree
- 2 – Neutral
- 1 – Disagree
- ~~0~~ – Strongly disagree



Sign of student

Rashtramata Indira Gandhi College , Jalna

Academic Year 2021-22

**Criterion II – Teaching–Learning and Evaluation Student Satisfaction Survey on
Teaching Learning Process**

Name of Student : Momin mahejabeen parveen momin A

Class : BSC II

Following are questions for student satisfaction survey regarding teaching learning process.

1. How well were the teachers able to communicate?

- 4 – Always effective
- 3 – Sometimes effective
- ☒ 2 – Just satisfactorily
- 1 – Generally ineffective
- 0 – Very poor communication

2. How much of the syllabus was covered in the class? 4 –

85 to 100%

☒ 3 – 70 to 84%

2 – 55 to 69%

1 – 30 to 54%

0 – Below 30%

3. The teacher's approach to teaching can best be described as

- 4 – Excellent
- 3 – Very good
- ☒ 2 – Good
- 1 – Fair
- 0 – Poor

4. The institute takes active interest in promoting internship, student exchange, field visit opportunities for students.

- 4 – Regularly
- 3 – Often
- 2 – Sometimes
- 1 – Rarely
- ☒ 0 – Never

5. The institution makes effort to engage students in the monitoring, review and continuous quality improvement of the teaching learning process.

- 4 – Strongly agree
- 3 – Agree
- ☒ 2 – Neutral
- 1 – Disagree
- 0 – Strongly disagree

6. Fairness of the internal evaluation process by the teachers.

- 4 – Always fair
- ☒ 3 – Usually fair
- 2 – Sometimes unfair
- 1 – Usually unfair
- 0 – Unfair

7. How well did the teachers prepare for the classes?

- 4 – Thoroughly
- 3 – Satisfactorily
- ☒ 2 – Poorly
- ☒ 1 – Indifferently
- 0 – Won't teach at all

8. The teachers illustrate the concepts through examples and applications.

- 4 – Every time
- 3 – Usually
- 2 – Occasionally/Sometimes
- 1 – Rarely
- ☒ 0 – Never

9. The teaching and mentoring process in your institution facilitates you in cognitive, social and emotional growth.

- ☒ 4 – Significantly
- 3 – Very well
- 2 – Moderately
- 1 – Marginally
- 0 – Not at all

10. The institution provides multiple opportunities to learn and grow.

- 4 – Strongly agree
- 3 – Agree
- ☒ 2 – Neutral
- 1 – Disagree
- 0 – Strongly disagree

11. Teachers inform you about your expected competencies, course outcomes and programme outcomes.

- 4 – Every time
- 3 – Usually
- ☒ 2 – Occasionally/Sometimes
- 1 – Rarely
- 0 – Never

12. Was your performance in assignments discussed with you?

- ☒ 4 – Every time
- 3 – Usually
- 2 – Occasionally/Sometimes
- 1 – Rarely
- 0 – Never

13. Your mentor does a necessary follow-up with an assigned task to you.

- 4 – Every time
- 3 – Usually
- 2 – Occasionally/Sometimes
- 1 – Rarely
- ☒ 0 – I don't have a mentor

14. The teachers identify your strengths and encourage you with providing right level of challenges.

- 4 – Fully
- ☒ 3 – Reasonably
- 2 – Partially
- 1 – Slightly
- 0 – Unable to

15. Teachers are able to identify your weaknesses and help you to overcome them.

- 4 – Every time
- 3 – Usually
- ☒ 2 – Occasionally/Sometimes
- 1 – Rarely
- 0 – Never

16. The institute/ teachers use student centric methods, such as experiential learning, participative learning and problem solving methodologies for enhancing learning experiences.

- 4 – To a great extent
- 3 – Moderate
- ☒ 2 – Some what
- 1 – Very little
- 0 – Not at all

17. Teachers encourage you to participate in extracurricular activities.

4 – Strongly agree

3 – Agree

☒ 2 – Neutral

1 – Disagree

0 – Strongly disagree

18. Efforts are made by the institute/ teachers to inculcate soft skills, life skills and employability skills to make you ready for the world of work.

4 – To a great extent

☒ 3 – Moderate

2 – Somewhat

1 – Very little

0 – Not at all

19. What percentage of teachers use ICT tools such as LCD projector, Multimedia, etc. while teaching.

4 – Above 90%

3 – 70 – 89%

☒ 2 – 50 – 69%

1 – 30 – 49%

0 – Below 29%

20. The overall quality of teaching-learning process in your institute is very good.

4 – Strongly agree

3 – Agree

2 – Neutral

1 – Disagree

☒ 0 – Strongly disagree

Mahejabeen

Sign of student

Rashtramata Indira Gandhi College , Jalna

Academic Year 2021-22

Criterion II – Teaching–Learning and Evaluation Student Satisfaction Survey on

Teaching Learning Process

Name of Student : Syed AMIN Syed RA sup

Class : BSC II

Following are questions for student satisfaction survey regarding teaching learning process.

1. How well were the teachers able to communicate?
 - 4 – Always effective
 - ☒ 3 – Sometimes effective
 - 2 – Just satisfactorily
 - 1 – Generally ineffective
 - 0 – Very poor communication
2. How much of the syllabus was covered in the class?
 - 4 – 85 to 100%
 - 3 – 70 to 84%
 - ☒ 2 – 55 to 69%
 - 1 – 30 to 54%
 - 0 – Below 30%
3. The teacher's approach to teaching can best be described as
 - 4 – Excellent
 - 3 – Very good
 - ☒ 2 – Good
 - ☒ 1 – Fair
 - 0 – Poor
4. The institute takes active interest in promoting internship, student exchange, field visit opportunities for students.
 - ☒ 4 – Regularly
 - 3 – Often
 - 2 – Sometimes
 - 1 – Rarely
 - 0 – Never

5. The institution makes effort to engage students in the monitoring, review and continuous quality improvement of the teaching learning process.

4 – Strongly agree

~~3~~ – Agree

2 – Neutral

1 – Disagree

0 – Strongly disagree

6. Fairness of the internal evaluation process by the teachers.

~~4~~ – Always fair

3 – Usually fair

2 – Sometimes unfair

1 – Usually unfair

0 – Unfair

7. How well did the teachers prepare for the classes?

4 – Thoroughly

3 – Satisfactorily

2 – Poorly

1 – Indifferently

~~0~~ – Won't teach at all

8. The teachers illustrate the concepts through examples and applications.

4 – Every time

~~3~~ – Usually

2 – Occasionally/Sometimes

1 – Rarely

0 – Never

9. The teaching and mentoring process in your institution facilitates you in cognitive, social and emotional growth.

4 – Significantly

3 – Very well

~~2~~ – Moderately

1 – Marginally

0 – Not at all

10. The institution provides multiple opportunities to learn and grow.

4 – Strongly agree

3 – Agree

2 – Neutral

1 – Disagree

~~0~~ – Strongly disagree

11. Teachers inform you about your expected competencies, course outcomes and programme outcomes.

- 4 – Every time
- 3 – Usually
- 2 – Occasionally/Sometimes
- ~~1 – Rarely~~
- 0 – Never

12. Was your performance in assignments discussed with you?

- 4 – Every time
- 3 – Usually
- 2 – Occasionally/Sometimes
- 1 – Rarely
- ~~0 – Never~~

13. Your mentor does a necessary follow-up with an assigned task to you.

- 4 – Every time
- 3 – Usually
- ~~2 – Occasionally/Sometimes~~
- 1 – Rarely
- 0 – I don't have a mentor

14. The teachers identify your strengths and encourage you with providing right level of challenges.

- 4 – Fully
- ~~3 – Reasonably~~
- 2 – Partially
- 1 – Slightly
- 0 – Unable to

15. Teachers are able to identify your weaknesses and help you to overcome them.

- 4 – Every time
- 3 – Usually
- ~~2 – Occasionally/Sometimes~~
- 1 – Rarely
- 0 – Never

16. The institute/ teachers use student centric methods, such as experiential learning, participative learning and problem solving methodologies for enhancing learning experiences.

- ~~4 – To a great extent~~
- 3 – Moderate
- 2 – Some what
- 1 – Very little
- 0 – Not at all

17. Teachers encourage you to participate in extracurricular activities.

4 – Strongly agree

3 – Agree

2 – Neutral

1 – Disagree

~~0~~ – Strongly disagree

18. Efforts are made by the institute/ teachers to inculcate soft skills, life skills and employability skills to make you ready for the world of work.

4 – To a great extent

~~3~~ – Moderate

2 – Somewhat

1 – Very little

0 – Not at all

19. What percentage of teachers use ICT tools such as LCD projector, Multimedia, etc. while teaching.

~~4~~ – Above 90%

3 – 70 – 89%

2 – 50 – 69%

1 – 30 – 49%

0 – Below 29%

20. The overall quality of teaching-learning process in your institute is very good.

4 – Strongly agree

3 – Agree

~~2~~ – Neutral

1 – Disagree

0 – Strongly disagree



Sign of student

Rashtramata Indira Gandhi College , Jalna

Academic Year 2021-22

**Criterion II – Teaching–Learning and Evaluation Student Satisfaction Survey on
Teaching Learning Process**

Name of Student : ARBAAZ KHAN ISMAIL KHAN

Class : BSC III

Following are questions for student satisfaction survey regarding teaching learning process.

1. How well were the teachers able to communicate?
 - 4 – Always effective
 - ☒ 3 – Sometimes effective
 - 2 – Just satisfactorily
 - 1 – Generally ineffective
 - 0 – Very poor communication
2. How much of the syllabus was covered in the class?
 - 4 – 85 to 100%
 - 3 – 70 to 84%
 - 2 – 55 to 69%
 - ☒ 1 – 30 to 54%
 - 0 – Below 30%
3. The teacher's approach to teaching can best be described as
 - 4 – Excellent
 - 3 – Very good
 - 2 – Good
 - 1 – Fair
 - ☒ 0 – Poor
4. The institute takes active interest in promoting internship, student exchange, field visit opportunities for students.
 - ☒ 4 – Regularly
 - 3 – Often
 - 2 – Sometimes
 - 1 – Rarely
 - 0 – Never

5. The institution makes effort to engage students in the monitoring, review and continuous quality improvement of the teaching learning process.

4 – Strongly agree

3 – Agree

☒ 2 – Neutral

1 – Disagree

0 – Strongly disagree

6. Fairness of the internal evaluation process by the teachers.

☒ 4 – Always fair

3 – Usually fair

2 – Sometimes unfair

1 – Usually unfair

0 – Unfair

7. How well did the teachers prepare for the classes?

4 – Thoroughly

☒ 3 – Satisfactorily

2 – Poorly

1 – Indifferently

0 – Won't teach at all

8. The teachers illustrate the concepts through examples and applications.

4 – Every time

3 – Usually

☒ 2 – Occasionally/Sometimes

1 – Rarely

0 – Never

9. The teaching and mentoring process in your institution facilitates you in cognitive, social and emotional growth.

4 – Significantly

3 – Very well

2 – Moderately

1 – Marginally

☒ 0 – Not at all

10. The institution provides multiple opportunities to learn and grow.

4 – Strongly agree

☒ 3 – Agree

2 – Neutral

1 – Disagree

0 – Strongly disagree

11. Teachers inform you about your expected competencies, course outcomes and programme outcomes.

- 4 – Every time
- 3 – Usually
- 2 – Occasionally/Sometimes
- ~~1 – Rarely~~
- 0 – Never

12. Was your performance in assignments discussed with you?

- 4 – Every time
- 3 – Usually
- 2 – Occasionally/Sometimes
- 1 – Rarely
- ~~0 – Never~~

13. Your mentor does a necessary follow-up with an assigned task to you.

- 4 – Every time
- 3 – Usually
- ~~2 – Occasionally/Sometimes~~
- 1 – Rarely
- 0 – I don't have a mentor

14. The teachers identify your strengths and encourage you with providing right level of challenges.

- 4 – Fully
- 3 – Reasonably
- ~~2 – Partially~~
- 1 – Slightly
- 0 – Unable to

15. Teachers are able to identify your weaknesses and help you to overcome them.

- 4 – Every time
- ~~3 – Usually~~
- 2 – Occasionally/Sometimes
- 1 – Rarely
- 0 – Never

16. The institute/ teachers use student centric methods, such as experiential learning, participative learning and problem solving methodologies for enhancing learning experiences.

- 4 – To a great extent
- 3 – Moderate
- 2 – Some what
- ~~1 – Very little~~
- 0 – Not at all

17. Teachers encourage you to participate in extracurricular activities.

- 4 – Strongly agree
- 3 – Agree
- 2 – Neutral
- 1 – Disagree
- ☒ 0 – Strongly disagree

18. Efforts are made by the institute/ teachers to inculcate soft skills, life skills and employability skills to make you ready for the world of work.

- 4 – To a great extent
- 3 – Moderate
- 2 – Somewhat
- ☒ 1 – Very little
- 0 – Not at all

19. What percentage of teachers use ICT tools such as LCD projector, Multimedia, etc. while teaching.

- 4 – Above 90%
- ☒ 3 – 70 – 89%
- 2 – 50 – 69%
- 1 – 30 – 49%
- 0 – Below 29%

20. The overall quality of teaching-learning process in your institute is very good.

- ☒ 4 – Strongly agree
- 3 – Agree
- 2 – Neutral
- 1 – Disagree
- 0 – Strongly disagree

ARBAAZ

Sign of student

Rashtramata Indira Gandhi College , Jalna

Academic Year 2021-22

**Criterion II – Teaching–Learning and Evaluation Student Satisfaction Survey on
Teaching Learning Process**

Name of Student : bhosle parikshit Ramrao

Class : BSC III

Following are questions for student satisfaction survey regarding teaching learning process.

1. How well were the teachers able to communicate?
☒ 4 – Always effective
3 – Sometimes effective
2 – Just satisfactorily
1 – Generally ineffective
0 – Very poor communication
2. How much of the syllabus was covered in the class?
4 – 85 to 100%
3 – 70 to 84%
☒ 2 – 55 to 69%
1 – 30 to 54%
0 – Below 30%
3. The teacher's approach to teaching can best be described as
4 – Excellent
☒ 3 – Very good
2 – Good
1 – Fair
0 – Poor
4. The institute takes active interest in promoting internship, student exchange, field visit opportunities for students.
4 – Regularly
3 – Often
2 – Sometimes
1 – Rarely
☒ 0 – Never

5. The institution makes effort to engage students in the monitoring, review and continuous quality improvement of the teaching learning process.

- ☒ 4 – Strongly agree
- ☐ 3 – Agree
- ☐ 2 – Neutral
- ☐ 1 – Disagree
- ☐ 0 – Strongly disagree

6. Fairness of the internal evaluation process by the teachers.

- ☐ 4 – Always fair
- ☒ 3 – Usually fair
- ☐ 2 – Sometimes unfair
- ☐ 1 – Usually unfair
- ☐ 0 – Unfair

7. How well did the teachers prepare for the classes?

- ☐ 4 – Thoroughly
- ☒ 3 – Satisfactorily
- ☐ 2 – Poorly
- ☐ 1 – Indifferently
- ☐ 0 – Won't teach at all

8. The teachers illustrate the concepts through examples and applications.

- ☐ 4 – Every time
- ☒ 3 – Usually
- ☐ 2 – Occasionally/Sometimes
- ☐ 1 – Rarely
- ☐ 0 – Never

9. The teaching and mentoring process in your institution facilitates you in cognitive, social and emotional growth.

- ☐ 4 – Significantly
- ☐ 3 – Very well
- ☐ 2 – Moderately
- ☐ 1 – Marginally
- ☒ 0 – Not at all

10. The institution provides multiple opportunities to learn and grow.

- ☐ 4 – Strongly agree
- ☒ 3 – Agree
- ☐ 2 – Neutral
- ☐ 1 – Disagree
- ☐ 0 – Strongly disagree

11. Teachers inform you about your expected competencies, course outcomes and programme outcomes.

- ☒ 4 – Every time
- 3 – Usually
- 2 – Occasionally/Sometimes
- 1 – Rarely
- 0 – Never

12. Was your performance in assignments discussed with you?

- 4 – Every time
- 3 – Usually
- ☒ 2 – Occasionally/Sometimes
- 1 – Rarely
- 0 – Never

13. Your mentor does a necessary follow-up with an assigned task to you.

- 4 – Every time
- 3 – Usually
- 2 – Occasionally/Sometimes
- 1 – Rarely
- ☒ 0 – I don't have a mentor

14. The teachers identify your strengths and encourage you with providing right level of challenges.

- 4 – Fully
- 3 – Reasonably
- ☒ 2 – Partially
- 1 – Slightly
- 0 – Unable to

15. Teachers are able to identify your weaknesses and help you to overcome them.

- 4 – Every time
- 3 – Usually
- 2 – Occasionally/Sometimes
- ☒ 1 – Rarely
- 0 – Never

16. The institute/ teachers use student centric methods, such as experiential learning, participative learning and problem solving methodologies for enhancing learning experiences.

- 4 – To a great extent
- 3 – Moderate
- 2 – Some what
- 1 – Very little
- ☒ 0 – Not at all

17. Teachers encourage you to participate in extracurricular activities.

- ☒ 4 – Strongly agree
- ☐ 3 – Agree
- ☐ 2 – Neutral
- ☐ 1 – Disagree
- ☐ 0 – Strongly disagree

18. Efforts are made by the institute/ teachers to inculcate soft skills, life skills and employability skills to make you ready for the world of work.

- ☒ 4 – To a great extent
- ☐ 3 – Moderate
- ☐ 2 – Somewhat
- ☐ 1 – Very little
- ☐ 0 – Not at all

19. What percentage of teachers use ICT tools such as LCD projector, Multimedia, etc. while teaching.

- ☐ 4 – Above 90%
- ☐ 3 – 70 – 89%
- ☐ 2 – 50 – 69%
- ☐ 1 – 30 – 49%
- ☒ 0 – Below 29%

20. The overall quality of teaching-learning process in your institute is very good.

- ☐ 4 – Strongly agree
- ☐ 3 – Agree
- ☒ 2 – Neutral
- ☐ 1 – Disagree
- ☐ 0 – Strongly disagree

paarikshit
Sign of student

Rashtramata Indira Gandhi College , Jalna

Academic Year 2021-22

**Criterion II – Teaching–Learning and Evaluation Student Satisfaction Survey on
Teaching Learning Process**

Name of Student : WAGH PAWAN SANJAY

Class : BSC III

Following are questions for student satisfaction survey regarding teaching learning process.

1. How well were the teachers able to communicate?
☒ 4 – Always effective
3 – Sometimes effective
2 – Just satisfactorily
1 – Generally ineffective
0 – Very poor communication
2. How much of the syllabus was covered in the class? 4 – 85 to 100%
3 – 70 to 84%
☒ 2 – 55 to 69%
1 – 30 to 54%
0 – Below 30%
3. The teacher's approach to teaching can best be described as
4 – Excellent
3 – Very good
☒ 2 – Good
1 – Fair
0 – Poor
4. The institute takes active interest in promoting internship, student exchange, field visit opportunities for students.
4 – Regularly
3 – Often
2 – Sometimes
1 – Rarely
☒ 0 – Never

5. The institution makes effort to engage students in the monitoring, review and continuous quality improvement of the teaching learning process.

- ☒ 4 – Strongly agree
- ☐ 3 – Agree
- ☐ 2 – Neutral
- ☐ 1 – Disagree
- ☐ 0 – Strongly disagree

6. Fairness of the internal evaluation process by the teachers.

- ☐ 4 – Always fair
- ☒ 3 – Usually fair
- ☐ 2 – Sometimes unfair
- ☐ 1 – Usually unfair
- ☐ 0 – Unfair

7. How well did the teachers prepare for the classes?

- ☐ 4 – Thoroughly
- ☐ 3 – Satisfactorily
- ☒ 2 – Poorly
- ☐ 1 – Indifferently
- ☐ 0 – Won't teach at all

8. The teachers illustrate the concepts through examples and applications.

- ☐ 4 – Every time
- ☐ 3 – Usually
- ☐ 2 – Occasionally/Sometimes
- ☒ 1 – Rarely
- ☐ 0 – Never

9. The teaching and mentoring process in your institution facilitates you in cognitive, social and emotional growth.

- ☐ 4 – Significantly
- ☐ 3 – Very well
- ☐ 2 – Moderately
- ☐ 1 – Marginally
- ☒ 0 – Not at all

10. The institution provides multiple opportunities to learn and grow.

- ☐ 4 – Strongly agree
- ☐ 3 – Agree
- ☒ 2 – Neutral
- ☐ 1 – Disagree
- ☐ 0 – Strongly disagree

11. Teachers inform you about your expected competencies, course outcomes and programme outcomes.

4 – Every time

☒ 3 – Usually

2 – Occasionally/Sometimes

1 – Rarely

0 – Never

12. Was your performance in assignments discussed with you?

4 – Every time

3 – Usually

☒ 2 – Occasionally/Sometimes

1 – Rarely

0 – Never

13. Your mentor does a necessary follow-up with an assigned task to you.

4 – Every time

☒ 3 – Usually

2 – Occasionally/Sometimes

1 – Rarely

0 – I don't have a mentor

14. The teachers identify your strengths and encourage you with providing right level of challenges.

☒ 4 – Fully

3 – Reasonably

2 – Partially

1 – Slightly

0 – Unable to

15. Teachers are able to identify your weaknesses and help you to overcome them.

4 – Every time

☒ 3 – Usually

2 – Occasionally/Sometimes

1 – Rarely

0 – Never

16. The institute/ teachers use student centric methods, such as experiential learning, participative learning and problem solving methodologies for enhancing learning experiences.

4 – To a great extent

☒ 3 – Moderate

2 – Some what

1 – Very little

0 – Not at all

17. Teachers encourage you to participate in extracurricular activities.
- ☒ 4 – Strongly agree
 - ☐ 3 – Agree
 - ☐ 2 – Neutral
 - ☐ 1 – Disagree
 - ☐ 0 – Strongly disagree
18. Efforts are made by the institute/ teachers to inculcate soft skills, life skills and employability skills to make you ready for the world of work.
- ☒ 4 – To a great extent
 - ☒ 3 – Moderate
 - ☐ 2 – Somewhat
 - ☐ 1 – Very little
 - ☐ 0 – Not at all
19. What percentage of teachers use ICT tools such as LCD projector, Multimedia, etc. while teaching.
- ☐ 4 – Above 90%
 - ☐ 3 – 70 – 89%
 - ☒ 2 – 50 – 69%
 - ☐ 1 – 30 – 49%
 - ☐ 0 – Below 29%
20. The overall quality of teaching-learning process in your institute is very good.
- ☐ 4 – Strongly agree
 - ☐ 3 – Agree
 - ☐ 2 – Neutral
 - ☒ 1 – Disagree
 - ☐ 0 – Strongly disagree

PAWAN

Sign of student

Rashtramata Indira Gandhi College , Jalna

Academic Year 2021-22

**Criterion II – Teaching–Learning and Evaluation Student Satisfaction Survey on
Teaching Learning Process**

Name of Student : Sundarde ganesh hareisingh

Class : BSC III

Following are questions for student satisfaction survey regarding teaching learning process.

1. How well were the teachers able to communicate?
☒ 4 – Always effective
3 – Sometimes effective
2 – Just satisfactorily
1 – Generally ineffective
0 – Very poor communication
2. How much of the syllabus was covered in the class?
4 – 85 to 100%
3 – 70 to 84%
☒ 2 – 55 to 69%
1 – 30 to 54%
0 – Below 30%
3. The teacher's approach to teaching can best be described as
4 – Excellent
3 – Very good
2 – Good
1 – Fair
☒ 0 – Poor
4. The institute takes active interest in promoting internship, student exchange, field visit opportunities for students.
4 – Regularly
☒ 3 – Often
2 – Sometimes
1 – Rarely
0 – Never

5. The institution makes effort to engage students in the monitoring, review and continuous quality improvement of the teaching learning process.

4 – Strongly agree

☒ 3 – Agree

2 – Neutral

1 – Disagree

0 – Strongly disagree

6. Fairness of the internal evaluation process by the teachers.

4 – Always fair

3 – Usually fair

2 – Sometimes unfair

☒ 1 – Usually unfair

0 – Unfair

7. How well did the teachers prepare for the classes?

4 – Thoroughly

3 – Satisfactorily

2 – Poorly

1 – Indifferently

☒ 0 – Won't teach at all

8. The teachers illustrate the concepts through examples and applications.

4 – Every time

☒ 3 – Usually

2 – Occasionally/Sometimes

1 – Rarely

0 – Never

9. The teaching and mentoring process in your institution facilitates you in cognitive, social and emotional growth.

4 – Significantly

3 – Very well

☒ 2 – Moderately

1 – Marginally

0 – Not at all

10. The institution provides multiple opportunities to learn and grow.

4 – Strongly agree

☒ 3 – Agree

2 – Neutral

1 – Disagree

0 – Strongly disagree

11. Teachers inform you about your expected competencies, course outcomes and programme outcomes.

- ☒ 4 – Every time
- ☐ 3 – Usually
- ☐ 2 – Occasionally/Sometimes
- ☐ 1 – Rarely
- ☐ 0 – Never

12. Was your performance in assignments discussed with you?

- ☒ 4 – Every time
- ☐ 3 – Usually
- ☐ 2 – Occasionally/Sometimes
- ☐ 1 – Rarely
- ☐ 0 – Never

13. Your mentor does a necessary follow-up with an assigned task to you.

- ☐ 4 – Every time
- ☒ 3 – Usually
- ☐ 2 – Occasionally/Sometimes
- ☐ 1 – Rarely
- ☐ 0 – I don't have a mentor

14. The teachers identify your strengths and encourage you with providing right level of challenges.

- ☐ 4 – Fully
- ☐ 3 – Reasonably
- ☒ 2 – Partially
- ☐ 1 – Slightly
- ☐ 0 – Unable to

15. Teachers are able to identify your weaknesses and help you to overcome them.

- ☐ 4 – Every time
- ☐ 3 – Usually
- ☐ 2 – Occasionally/Sometimes
- ☒ 1 – Rarely
- ☐ 0 – Never

16. The institute/ teachers use student centric methods, such as experiential learning, participative learning and problem solving methodologies for enhancing learning experiences.

- ☐ 4 – To a great extent
- ☐ 3 – Moderate
- ☐ 2 – Some what
- ☐ 1 – Very little
- ☒ 0 – Not at all

17. Teachers encourage you to participate in extracurricular activities.

4 – Strongly agree

3 – Agree

2 – Neutral

1 – Disagree

~~0~~ – Strongly disagree

18. Efforts are made by the institute/ teachers to inculcate soft skills, life skills and employability skills to make you ready for the world of work.

4 – To a great extent

~~3~~ – Moderate

2 – Somewhat

1 – Very little

0 – Not at all

19. What percentage of teachers use ICT tools such as LCD projector, Multimedia, etc. while teaching.

~~4~~ – Above 90%

3 – 70 – 89%

2 – 50 – 69%

1 – 30 – 49%

0 – Below 29%

20. The overall quality of teaching-learning process in your institute is very good.

4 – Strongly agree

~~3~~ – Agree

2 – Neutral

1 – Disagree

0 – Strongly disagree

Ganesh
Sign of student

Rashtramata Indira Gandhi College , Jalna

Academic Year 2021-22

**Criterion II – Teaching–Learning and Evaluation Student Satisfaction Survey on
Teaching Learning Process**

Name of Student : UGALE Nilesh RAYN

Class : BSC III

Following are questions for student satisfaction survey regarding teaching learning process.

1. How well were the teachers able to communicate?
☒ 4 – Always effective
☐ 3 – Sometimes effective
☐ 2 – Just satisfactorily
☐ 1 – Generally ineffective
☐ 0 – Very poor communication
2. How much of the syllabus was covered in the class?
☐ 4 – 85 to 100%
☐ 3 – 70 to 84%
☐ 2 – 55 to 69%
☒ 1 – 30 to 54%
☐ 0 – Below 30%
3. The teacher's approach to teaching can best be described as
☐ 4 – Excellent
☐ 3 – Very good
☐ 2 – Good
☒ 1 – Fair
☐ 0 – Poor
4. The institute takes active interest in promoting internship, student exchange, field visit opportunities for students.
☐ 4 – Regularly
☐ 3 – Often
☐ 2 – Sometimes
☐ 1 – Rarely
☒ 0 – Never

5. The institution makes effort to engage students in the monitoring, review and continuous quality improvement of the teaching learning process.

☒ 4 – Strongly agree

☐ 3 – Agree

☐ 2 – Neutral

☐ 1 – Disagree

☐ 0 – Strongly disagree

6. Fairness of the internal evaluation process by the teachers.

☐ 4 – Always fair

☐ 3 – Usually fair

☒ 2 – Sometimes unfair

☐ 1 – Usually unfair

☐ 0 – Unfair

7. How well did the teachers prepare for the classes?

☐ 4 – Thoroughly

☐ 3 – Satisfactorily

☒ 2 – Poorly

☐ 1 – Indifferently

☐ 0 – Won't teach at all

8. The teachers illustrate the concepts through examples and applications.

☒ 4 – Every time

☐ 3 – Usually

☐ 2 – Occasionally/Sometimes

☐ 1 – Rarely

☐ 0 – Never

9. The teaching and mentoring process in your institution facilitates you in cognitive, social and emotional growth.

☐ 4 – Significantly

☐ 3 – Very well

☒ 2 – Moderately

☐ 1 – Marginally

☐ 0 – Not at all

10. The institution provides multiple opportunities to learn and grow.

☐ 4 – Strongly agree

☐ 3 – Agree

☐ 2 – Neutral

☒ 1 – Disagree

☐ 0 – Strongly disagree

11. Teachers inform you about your expected competencies, course outcomes and programme outcomes.

- 4 – Every time
- 3 – Usually
- 2 – Occasionally/Sometimes
- ☒ 1 – Rarely
- 0 – Never

12. Was your performance in assignments discussed with you?

- 4 – Every time
- 3 – Usually
- 2 – Occasionally/Sometimes
- 1 – Rarely
- ☒ 0 – Never

13. Your mentor does a necessary follow-up with an assigned task to you.

- 4 – Every time
- 3 – Usually
- 2 – Occasionally/Sometimes
- ☒ 1 – Rarely
- 0 – I don't have a mentor

14. The teachers identify your strengths and encourage you with providing right level of challenges.

- 4 – Fully
- 3 – Reasonably
- ☒ 2 – Partially
- 1 – Slightly
- 0 – Unable to

15. Teachers are able to identify your weaknesses and help you to overcome them.

- 4 – Every time
- ☒ 3 – Usually
- 2 – Occasionally/Sometimes
- 1 – Rarely
- 0 – Never

16. The institute/ teachers use student centric methods, such as experiential learning, participative learning and problem solving methodologies for enhancing learning experiences.

- ☒ 4 – To a great extent
- 3 – Moderate
- 2 – Some what
- 1 – Very little
- 0 – Not at all

17. Teachers encourage you to participate in extracurricular activities.

- 4 – Strongly agree
- ~~3~~ – Agree
- 2 – Neutral
- 1 – Disagree
- 0 – Strongly disagree

18. Efforts are made by the institute/ teachers to inculcate soft skills, life skills and employability skills to make you ready for the world of work.

- 4 – To a great extent
- ~~3~~ – Moderate
- 2 – Somewhat
- 1 – Very little
- 0 – Not at all

19. What percentage of teachers use ICT tools such as LCD projector, Multimedia, etc. while teaching.

- 4 – Above 90%
- ~~3~~ – 70 – 89%
- 2 – 50 – 69%
- 1 – 30 – 49%
- 0 – Below 29%

20. The overall quality of teaching-learning process in your institute is very good.

- 4 – Strongly agree
- 3 – Agree
- 2 – Neutral
- 1 – Disagree
- ~~0~~ – Strongly disagree

Nilesh

Sign of student

Rashtramata Indira Gandhi College , Jalna

Academic Year 2021-22

**Criterion II – Teaching–Learning and Evaluation Student Satisfaction Survey on
Teaching Learning Process**

Name of Student : Abiba ANJUM SHAIKH ABUL

Class : B-A I

Following are questions for student satisfaction survey regarding teaching learning process.

1. How well were the teachers able to communicate?

- ☒ 4- Always effective
- ☐ 3 - Sometimes effective
- ☐ 2 - Just satisfactorily
- ☐ 1- Generally ineffective
- ☐ 0- Very poor communication

2. How much of the syllabus was covered in the class? 4 -

85 to 100%

- ☒ 3- 70 to 84%
- ☐ 2 - 55 to 69%
- ☐ 1- 30 to 54%
- ☐ 0 -Below 30%

3. The teacher's approach to teaching can best be described as

- ☐ 4- Excellent
- ☒ 3 - Very good
- ☐ 2 - Good
- ☐ 1 - Fair
- ☐ 0- Poor

4. The institute takes active interest in promoting internship, student exchange, field visit opportunities for students.

- ☐ 4 - Regularly
- ☐ 3 - Often
- ☒ 2 - Sometimes
- ☐ 1 - Rarely
- ☐ 0- Never

5. The institution makes effort to engage students in the monitoring, review and continuous quality improvement of the teaching learning process.

- ☒ 4 – Strongly agree
- 3 – Agree
- 2 – Neutral
- 1 – Disagree
- 0 – Strongly disagree

6. Fairness of the internal evaluation process by the teachers.

- 4 – Always fair
- ☒ 3 – Usually fair
- 2 – Sometimes unfair
- 1 – Usually unfair
- 0 – Unfair

7. How well did the teachers prepare for the classes?

- 4 – Thoroughly
- 3 – Satisfactorily
- ☒ 2 – Poorly
- 1 – Indifferently
- 0 – Won't teach at all

8. The teachers illustrate the concepts through examples and applications.

- 4 – Every time
- 3 – Usually
- 2 – Occasionally/Sometimes
- ☒ 1 – Rarely
- 0 – Never

9. The teaching and mentoring process in your institution facilitates you in cognitive, social and emotional growth.

- 4 – Significantly
- ☒ 3 – Very well
- 2 – Moderately
- 1 – Marginally
- 0 – Not at all

10. The institution provides multiple opportunities to learn and grow.

- 4 – Strongly agree
- 3 – Agree
- ☒ 2 – Neutral
- 1 – Disagree
- 0 – Strongly disagree

11. Teachers inform you about your expected competencies, course outcomes and programme outcomes.

- ~~4~~ – Every time
- 3 – Usually
- 2 – Occasionally/Sometimes
- 1 – Rarely
- 0 – Never

12. Was your performance in assignments discussed with you?

- 4 – Every time
- ~~3~~ – Usually
- 2 – Occasionally/Sometimes
- 1 – Rarely
- 0 – Never

13. Your mentor does a necessary follow-up with an assigned task to you.

- 4 – Every time
- 3 – Usually
- 2 – Occasionally/Sometimes
- ~~1~~ – Rarely
- 0 – I don't have a mentor

14. The teachers identify your strengths and encourage you with providing right level of challenges.

- 4 – Fully
- 3 – Reasonably
- 2 – Partially
- ~~1~~ – Slightly
- 0 – Unable to

15. Teachers are able to identify your weaknesses and help you to overcome them.

- 4 – Every time
- 3 – Usually
- 2 – Occasionally/Sometimes
- 1 – Rarely
- ~~0~~ – Never

16. The institute/ teachers use student centric methods, such as experiential learning, participative learning and problem solving methodologies for enhancing learning experiences.

- 4 – To a great extent
- 3 – Moderate
- ~~2~~ – Some what
- 1 – Very little
- 0 – Not at all

17. Teachers encourage you to participate in extracurricular activities.

- ☒ 4 – Strongly agree
- ☐ 3 – Agree
- ☐ 2 – Neutral
- ☐ 1 – Disagree
- ☐ 0 – Strongly disagree

18. Efforts are made by the institute/ teachers to inculcate soft skills, life skills and employability skills to make you ready for the world of work.


- ☐ 4 – To a great extent
- ☒ 3 – Moderate
- ☐ 2 – Somewhat
- ☐ 1 – Very little
- ☐ 0 – Not at all

19. What percentage of teachers use ICT tools such as LCD projector, Multimedia, etc. while teaching.

- ☐ 4 – Above 90%
- ☒ 3 – 70 – 89%
- ☐ 2 – 50 – 69%
- ☐ 1 – 30 – 49%
- ☐ 0 – Below 29%

20. The overall quality of teaching-learning process in your institute is very good.

- ☐ 4 – Strongly agree
- ☐ 3 – Agree
- ☒ 2 – Neutral
- ☐ 1 – Disagree
- ☐ 0 – Strongly disagree


Sign of student

Rashtramata Indira Gandhi College , Jalna
Academic Year 2021-22

**Criterion II – Teaching–Learning and Evaluation Student Satisfaction Survey on
Teaching Learning Process**

Name of Student : Bugul Komal Shrivastava

Class : B^o A I

Following are questions for student satisfaction survey regarding teaching learning process.

1. How well were the teachers able to communicate?
4 – Always effective
3 – Sometimes effective
2 – Just satisfactorily
1 – Generally ineffective
0 – Very poor communication
2. How much of the syllabus was covered in the class?
4 – 85 to 100%
3 – 70 to 84%
2 – 55 to 69%
1 – 30 to 54%
0 – Below 30%
3. The teacher's approach to teaching can best be described as
4 – Excellent
3 – Very good
2 – Good
1 – Fair
0 – Poor
4. The institute takes active interest in promoting internship, student exchange, field visit opportunities for students.
4 – Regularly
3 – Often
2 – Sometimes
1 – Rarely
0 – Never

5. The institution makes effort to engage students in the monitoring, review and continuous quality improvement of the teaching learning process.

- 4 ← Strongly agree
- 3 – Agree
- 2 – Neutral
- 1 – Disagree
- 0 – Strongly disagree

6. Fairness of the internal evaluation process by the teachers.

- 4 – Always fair
- 3 ← Usually fair
- 2 – Sometimes unfair
- 1 – Usually unfair
- 0 – Unfair

7. How well did the teachers prepare for the classes?

- 4 – Thoroughly
- 3 – Satisfactorily
- 2 – Poorly
- 1 ← Indifferently
- 0 – Won't teach at all

8. The teachers illustrate the concepts through examples and applications.

- 4 – Every time
- 3 – Usually
- 2 – Occasionally/Sometimes
- 1 ← Rarely
- 0 – Never

9. The teaching and mentoring process in your institution facilitates you in cognitive, social and emotional growth.

- 4 ← Significantly
- 3 – Very well
- 2 – Moderately
- 1 – Marginally
- 0 – Not at all

10. The institution provides multiple opportunities to learn and grow.

- 4 ← Strongly agree
- 3 – Agree
- 2 – Neutral
- 1 – Disagree
- 0 – Strongly disagree

11. Teachers inform you about your expected competencies, course outcomes and programme outcomes.

- ☒ 4 – Every time
- ☐ 3 – Usually
- ☐ 2 – Occasionally/Sometimes
- ☐ 1 – Rarely
- ☐ 0 – Never

12. Was your performance in assignments discussed with you?

- ☐ 4 – Every time
- ☒ 3 – Usually
- ☐ 2 – Occasionally/Sometimes
- ☐ 1 – Rarely
- ☐ 0 – Never

13. Your mentor does a necessary follow-up with an assigned task to you.

- ☐ 4 – Every time
- ☐ 3 – Usually
- ☒ 2 – Occasionally/Sometimes
- ☐ 1 – Rarely
- ☐ 0 – I don't have a mentor

14. The teachers identify your strengths and encourage you with providing right level of challenges.

- ☐ 4 – Fully
- ☐ 3 – Reasonably
- ☐ 2 – Partially
- ☒ 1 – Slightly
- ☐ 0 – Unable to

15. Teachers are able to identify your weaknesses and help you to overcome them.

- ☐ 4 – Every time
- ☐ 3 – Usually
- ☐ 2 – Occasionally/Sometimes
- ☒ 1 – Rarely
- ☐ 0 – Never

16. The institute/ teachers use student centric methods, such as experiential learning, participative learning and problem solving methodologies for enhancing learning experiences.

- ☐ 4 – To a great extent
- ☐ 3 – Moderate
- ☐ 2 – Some what
- ☒ 1 – Very little
- ☐ 0 – Not at all

17. Teachers encourage you to participate in extracurricular activities.

4 – Strongly agree

☒ 3 – Agree

2 – Neutral

1 – Disagree

0 – Strongly disagree

18. Efforts are made by the institute/ teachers to inculcate soft skills, life skills and employability skills to make you ready for the world of work.

4 – To a great extent

☒ 3 – Moderate

2 – Somewhat

1 – Very little

0 – Not at all

19. What percentage of teachers use ICT tools such as LCD projector, Multimedia, etc. while teaching.

4 – Above 90%

3 – 70 – 89%

☒ 2 – 50 – 69%

1 – 30 – 49%

0 – Below 29%

20. The overall quality of teaching-learning process in your institute is very good.

4 – Strongly agree

☒ 3 – Agree

2 – Neutral

1 – Disagree

0 – Strongly disagree

Bagal
Sign of student

Rashtramata Indira Gandhi College , Jalna

Academic Year 2021-22

**Criterion II – Teaching–Learning and Evaluation Student Satisfaction Survey on
Teaching Learning Process**

Name of Student : Beg Beg Shircew Bho shafik ney -
Class : B.A - I

Following are questions for student satisfaction survey regarding teaching learning process.

1. How well were the teachers able to communicate?
☒ 4- Always effective
☐ 3 - Sometimes effective
☐ 2 - Just satisfactorily
☐ 1- Generally ineffective
☐ 0- Very poor communication
2. How much of the syllabus was covered in the class? 4 - 85 to 100%
☒ 3 - 70 to 84%
☐ 2 - 55 to 69%
☐ 1- 30 to 54%
☐ 0 -Below 30%
3. The teacher's approach to teaching can best be described as
☐ 4- Excellent
☐ 3 - Very good
☒ 2 - Good
☐ 1 - Fair
☐ 0- Poor
4. The institute takes active interest in promoting internship, student exchange, field visit opportunities for students.
☐ 4 - Regularly
☐ 3 - Often
☒ 2 - Sometimes
☒ 1 - Rarely
☐ 0- Never

5. The institution makes effort to engage students in the monitoring, review and continuous quality improvement of the teaching learning process.

- 4 – Strongly agree
- 3 – Agree
- 2 – Neutral
- 1 – Disagree
- 0 – Strongly disagree

6. Fairness of the internal evaluation process by the teachers.

- 4 – Always fair
- 3 – Usually fair
- 2 – Sometimes unfair
- 1 – Usually unfair
- 0 – Unfair

7. How well did the teachers prepare for the classes?

- 4 – Thoroughly
- 3 – Satisfactorily
- 2 – Poorly
- 1 – Indifferently
- 0 – Won't teach at all

8. The teachers illustrate the concepts through examples and applications.

- 4 – Every time
- 3 – Usually
- 2 – Occasionally/Sometimes
- 1 – Rarely
- 0 – Never

9. The teaching and mentoring process in your institution facilitates you in cognitive, social and emotional growth.

- 4 – Significantly
- 3 – Very well
- 2 – Moderately
- 1 – Marginally
- 0 – Not at all

10. The institution provides multiple opportunities to learn and grow.

- 4 – Strongly agree
- 3 – Agree
- 2 – Neutral
- 1 – Disagree
- 0 – Strongly disagree

11. Teachers inform you about your expected competencies, course outcomes and programme outcomes.

- ☒ 4 – Every time
- ☐ 3 – Usually
- ☐ 2 – Occasionally/Sometimes
- ☐ 1 – Rarely
- ☐ 0 – Never

12. Was your performance in assignments discussed with you?

- ☐ 4 – Every time
- ☐ 3 – Usually
- ☒ 2 – Occasionally/Sometimes
- ☐ 1 – Rarely
- ☐ 0 – Never

13. Your mentor does a necessary follow-up with an assigned task to you.

- ☐ 4 – Every time
- ☐ 3 – Usually
- ☒ 2 – Occasionally/Sometimes
- ☐ 1 – Rarely
- ☐ 0 – I don't have a mentor

14. The teachers identify your strengths and encourage you with providing right level of challenges.

- ☐ 4 – Fully
- ☒ 3 – Reasonably
- ☐ 2 – Partially
- ☐ 1 – Slightly
- ☐ 0 – Unable to

15. Teachers are able to identify your weaknesses and help you to overcome them.

- ☐ 4 – Every time
- ☐ 3 – Usually
- ☒ 2 – Occasionally/Sometimes
- ☐ 1 – Rarely
- ☐ 0 – Never

16. The institute/ teachers use student centric methods, such as experiential learning, participative learning and problem solving methodologies for enhancing learning experiences.

- ☒ 4 – To a great extent
- ☐ 3 – Moderate
- ☐ 2 – Some what
- ☐ 1 – Very little
- ☐ 0 – Not at all

17. Teachers encourage you to participate in extracurricular activities.

- ☒ 4 – Strongly agree
- ☐ 3 – Agree
- ☐ 2 – Neutral
- ☐ 1 – Disagree
- ☐ 0 – Strongly disagree

18. Efforts are made by the institute/ teachers to inculcate soft skills, life skills and employability skills to make you ready for the world of work.

- ☐ 4 – To a great extent
- ☒ 3 – Moderate
- ☐ 2 – Somewhat
- ☐ 1 – Very little
- ☐ 0 – Not at all

19. What percentage of teachers use ICT tools such as LCD projector, Multimedia, etc. while teaching.

- ☐ 4 – Above 90%
- ☐ 3 – 70 – 89%
- ☒ 2 – 50 – 69%
- ☐ 1 – 30 – 49%
- ☐ 0 – Below 29%

20. The overall quality of teaching-learning process in your institute is very good.

- ☐ 4 – Strongly agree
- ☐ 3 – Agree
- ☐ 2 – Neutral
- ☐ 1 – Disagree
- ☒ 0 – Strongly disagree

Shireen
Sign of student

Rashtramata Indira Gandhi College , Jalna

Academic Year 2021-22

**Criterion II – Teaching–Learning and Evaluation Student Satisfaction Survey on
Teaching Learning Process**

Name of Student : BORNE gunesh yashwant

Class : B - A - I

Following are questions for student satisfaction survey regarding teaching learning process.

1. How well were the teachers able to communicate?

- ☒ 4 – Always effective
- ☐ 3 – Sometimes effective
- ☐ 2 – Just satisfactorily
- ☐ 1 – Generally ineffective
- ☐ 0 – Very poor communication

2. How much of the syllabus was covered in the class? 4 – 85 to 100%

- ☒ 3 – 70 to 84%
- ☐ 2 – 55 to 69%
- ☐ 1 – 30 to 54%
- ☐ 0 – Below 30%

3. The teacher's approach to teaching can best be described as

- ☒ 4 – Excellent
- ☐ 3 – Very good
- ☐ 2 – Good
- ☐ 1 – Fair
- ☐ 0 – Poor

4. The institute takes active interest in promoting internship, student exchange, field visit opportunities for students.

- ☒ 4 – Regularly
- ☐ 3 – Often
- ☐ 2 – Sometimes
- ☐ 1 – Rarely
- ☐ 0 – Never

5. The institution makes effort to engage students in the monitoring, review and continuous quality improvement of the teaching learning process.

4 – Strongly agree

✓ 3 – Agree

2 – Neutral

1 – Disagree

0 – Strongly disagree

6. Fairness of the internal evaluation process by the teachers.

4 – Always fair

3 – Usually fair

✓ 2 – Sometimes unfair

1 – Usually unfair

0 – Unfair

7. How well did the teachers prepare for the classes?

4 – Thoroughly

3 – Satisfactorily

✓ 2 – Poorly

1 – Indifferently

0 – Won't teach at all

8. The teachers illustrate the concepts through examples and applications.

4 – Every time

3 – Usually

2 – Occasionally/Sometimes

✓ 1 – Rarely

0 – Never

9. The teaching and mentoring process in your institution facilitates you in cognitive, social and emotional growth.

4 – Significantly

✓ 3 – Very well

2 – Moderately

1 – Marginally

0 – Not at all

10. The institution provides multiple opportunities to learn and grow.

4 – Strongly agree

3 – Agree

✓ 2 – Neutral

1 – Disagree

0 – Strongly disagree

11. Teachers inform you about your expected competencies, course outcomes and programme outcomes.

- 4 – Every time
- 3 – Usually
- 2 – Occasionally/Sometimes
- 1 – Rarely
- 0 – Never

12. Was your performance in assignments discussed with you?

- 4 – Every time
- 3 – Usually
- 2 – Occasionally/Sometimes
- 1 – Rarely
- 0 – Never

13. Your mentor does a necessary follow-up with an assigned task to you.

- 4 – Every time
- 3 – Usually
- 2 – Occasionally/Sometimes
- 1 – Rarely
- 0 – I don't have a mentor

14. The teachers identify your strengths and encourage you with providing right level of challenges.

- 4 – Fully
- 3 – Reasonably
- 2 – Partially
- 1 – Slightly
- 0 – Unable to

15. Teachers are able to identify your weaknesses and help you to overcome them.

- 4 – Every time
- 3 – Usually
- 2 – Occasionally/Sometimes
- 1 – Rarely
- 0 – Never

16. The institute/ teachers use student centric methods, such as experiential learning, participative learning and problem solving methodologies for enhancing learning experiences.

- 4 – To a great extent
- 3 – Moderate
- 2 – Some what
- 1 – Very little
- 0 – Not at all

17. Teachers encourage you to participate in extracurricular activities.

- 4 – Strongly agree
- 3 – Agree
- 2 – Neutral
- 1 – Disagree
- 0 – Strongly disagree

18. Efforts are made by the institute/ teachers to inculcate soft skills, life skills and employability skills to make you ready for the world of work.


- 4 – To a great extent
- 3 – Moderate
- 2 – Somewhat
- 1 – Very little
- 0 – Not at all

19. What percentage of teachers use ICT tools such as LCD projector, Multimedia, etc. while teaching.

- 4 – Above 90%
- 3 – 70 – 89%
- 2 – 50 – 69%
- 1 – 30 – 49%
- 0 – Below 29%

20. The overall quality of teaching-learning process in your institute is very good.

- 4 – Strongly agree
- 3 – Agree
- 2 – Neutral
- 1 – Disagree
- 0 – Strongly disagree


Sign of student

Rashtramata Indira Gandhi College , Jalna

Academic Year 2021-22

**Criterion II – Teaching–Learning and Evaluation Student Satisfaction Survey on
Teaching Learning Process**

Name of Student : Deshmukhe Vighan Ravanrao

Class : B-A - I

Following are questions for student satisfaction survey regarding teaching learning process.

1. How well were the teachers able to communicate?
 - 4 – Always effective
 - ☒ 3 – Sometimes effective
 - 2 – Just satisfactorily
 - 1 – Generally ineffective
 - 0 – Very poor communication
2. How much of the syllabus was covered in the class?
 - 4 – 85 to 100%
 - ☒ 3 – 70 to 84%
 - 2 – 55 to 69%
 - 1 – 30 to 54%
 - 0 – Below 30%
3. The teacher's approach to teaching can best be described as
 - 4 – Excellent
 - 3 – Very good
 - ☒ 2 – Good
 - 1 – Fair
 - 0 – Poor
4. The institute takes active interest in promoting internship, student exchange, field visit opportunities for students.
 - ☒ 4 – Regularly
 - 3 – Often
 - 2 – Sometimes
 - 1 – Rarely
 - 0 – Never

5. The institution makes effort to engage students in the monitoring, review and continuous quality improvement of the teaching learning process.

- 4 – Strongly agree
- ☒ 3 – Agree
- 2 – Neutral
- 1 – Disagree
- 0 – Strongly disagree

6. Fairness of the internal evaluation process by the teachers.

- 4 – Always fair
- ☒ 3 – Usually fair
- 2 – Sometimes unfair
- 1 – Usually unfair
- 0 – Unfair

7. How well did the teachers prepare for the classes?

- 4 – Thoroughly
- ☒ 3 – Satisfactorily
- ☒ 2 – Poorly
- 1 – Indifferently
- 0 – Won't teach at all

8. The teachers illustrate the concepts through examples and applications.

- 4 – Every time
- 3 – Usually
- 2 – Occasionally/Sometimes
- ☒ 1 – Rarely
- ☒ 0 – Never

9. The teaching and mentoring process in your institution facilitates you in cognitive, social and emotional growth.

- 4 – Significantly
- 3 – Very well
- 2 – Moderately
- 1 – Marginally
- ☒ 0 – Not at all

10. The institution provides multiple opportunities to learn and grow.

- 4 – Strongly agree
- ☒ 3 – Agree
- ☒ 2 – Neutral
- 1 – Disagree
- 0 – Strongly disagree

11. Teachers inform you about your expected competencies, course outcomes and programme outcomes.

- 4 – Every time
- ☒ 3 – Usually
- 2 – Occasionally/Sometimes
- 1 – Rarely
- 0 – Never

12. Was your performance in assignments discussed with you?

- 4 – Every time
- 3 – Usually
- ☒ 2 – Occasionally/Sometimes
- 1 – Rarely
- 0 – Never

13. Your mentor does a necessary follow-up with an assigned task to you.

- 4 – Every time
- 3 – Usually
- 2 – Occasionally/Sometimes
- ☒ 1 – Rarely
- 0 – I don't have a mentor

14. The teachers identify your strengths and encourage you with providing right level of challenges.

- 4 – Fully
- 3 – Reasonably
- ☒ 2 – Partially
- 1 – Slightly
- 0 – Unable to

15. Teachers are able to identify your weaknesses and help you to overcome them.

- 4 – Every time
- ☒ 3 – Usually
- 2 – Occasionally/Sometimes
- 1 – Rarely
- 0 – Never

16. The institute/ teachers use student centric methods, such as experiential learning, participative learning and problem solving methodologies for enhancing learning experiences.

- ☒ 4 – To a great extent
- 3 – Moderate
- 2 – Some what
- 1 – Very little
- 0 – Not at all

17. Teachers encourage you to participate in extracurricular activities.

4 – Strongly agree

3 – Agree

2 – Neutral

1 – Disagree

0 – Strongly disagree

18. Efforts are made by the institute/ teachers to inculcate soft skills, life skills and employability skills to make you ready for the world of work.

4 – To a great extent

3 – Moderate

2 – Somewhat

1 – Very little

0 – Not at all

19. What percentage of teachers use ICT tools such as LCD projector, Multimedia, etc. while teaching.

4 – Above 90%

3 – 70 – 89%

2 – 50 – 69%

1 – 30 – 49%

0 – Below 29%

20. The overall quality of teaching-learning process in your institute is very good.

4 – Strongly agree

3 – Agree

2 – Neutral

1 – Disagree

0 – Strongly disagree

Ash Patel

Sign of student

Rashtramata Indira Gandhi College , Jalna

Academic Year 2021-22

**Criterion II – Teaching–Learning and Evaluation Student Satisfaction Survey on
Teaching Learning Process**

Name of Student : Fulzare AR Jun Maran-

Class : B - A . I

Following are questions for student satisfaction survey regarding teaching learning process.

1. How well were the teachers able to communicate?

- ☒ 4 – Always effective
- ☐ 3 – Sometimes effective
- ☐ 2 – Just satisfactorily
- ☐ 1 – Generally ineffective
- ☐ 0 – Very poor communication

2. How much of the syllabus was covered in the class? 4 – 85 to 100%

- ☐ 3 – 70 to 84%
- ☐ 2 – 55 to 69%
- ☒ 1 – 30 to 54%
- ☐ 0 – Below 30%

3. The teacher's approach to teaching can best be described as

- ☐ 4 – Excellent
- ☐ 3 – Very good
- ☒ 2 – Good
- ☐ 1 – Fair
- ☐ 0 – Poor

4. The institute takes active interest in promoting internship, student exchange, field visit opportunities for students.

- ☐ 4 – Regularly
- ☒ 3 – Often
- ☐ 2 – Sometimes
- ☐ 1 – Rarely
- ☐ 0 – Never

5. The institution makes effort to engage students in the monitoring, review and continuous quality improvement of the teaching learning process.

4 – Strongly agree

3 – Agree

2 – Neutral

1 – Disagree

0 – Strongly disagree

6. Fairness of the internal evaluation process by the teachers.

4 – Always fair

3 – Usually fair

2 – Sometimes unfair

1 – Usually unfair

0 – Unfair

7. How well did the teachers prepare for the classes?

4 – Thoroughly

3 – Satisfactorily

2 – Poorly

1 – Indifferently

0 – Won't teach at all

8. The teachers illustrate the concepts through examples and applications.

4 – Every time

3 – Usually

2 – Occasionally/Sometimes

1 – Rarely

0 – Never

9. The teaching and mentoring process in your institution facilitates you in cognitive, social and emotional growth.

4 – Significantly

3 – Very well

2 – Moderately

1 – Marginally

0 – Not at all

10. The institution provides multiple opportunities to learn and grow.

4 – Strongly agree

3 – Agree

2 – Neutral

1 – Disagree

0 – Strongly disagree

11. Teachers inform you about your expected competencies, course outcomes and programme outcomes.

- 4 – Every time
- 3 – Usually
- 2 – Occasionally/Sometimes
- 1 – Rarely
- 0 – Never

12. Was your performance in assignments discussed with you?

- 4 – Every time
- 3 – Usually
- 2 – Occasionally/Sometimes
- 1 – Rarely
- 0 – Never

13. Your mentor does a necessary follow-up with an assigned task to you.

- 4 – Every time
- 3 – Usually
- 2 – Occasionally/Sometimes
- 1 – Rarely
- 0 – I don't have a mentor

14. The teachers identify your strengths and encourage you with providing right level of challenges.

- 4 – Fully
- 3 – Reasonably
- 2 – Partially
- 1 – Slightly
- 0 – Unable to

15. Teachers are able to identify your weaknesses and help you to overcome them.

- 4 – Every time
- 3 – Usually
- 2 – Occasionally/Sometimes
- 1 – Rarely
- 0 – Never

16. The institute/ teachers use student centric methods, such as experiential learning, participative learning and problem solving methodologies for enhancing learning experiences.

- 4 – To a great extent
- 3 – Moderate
- 2 – Some what
- 1 – Very little
- 0 – Not at all

17. Teachers encourage you to participate in extracurricular activities.

- 4 – Strongly agree
- 3 – Agree
- 2 – Neutral
- 1 – Disagree
- 0 – Strongly disagree

18. Efforts are made by the institute/ teachers to inculcate soft skills, life skills and employability skills to make you ready for the world of work.


- 4 – To a great extent
- 3 – Moderate
- 2 – Somewhat
- 1 – Very little
- 0 – Not at all

19. What percentage of teachers use ICT tools such as LCD projector, Multimedia, etc. while teaching.

- 4 – Above 90%
- 3 – 70 – 89%
- 2 – 50 – 69%
- 1 – 30 – 49%
- 0 – Below 29%

20. The overall quality of teaching-learning process in your institute is very good.

- 4 – Strongly agree
- 3 – Agree
- 2 – Neutral
- 1 – Disagree
- 0 – Strongly disagree


Sign of student

Rashtramata Indira Gandhi College , Jalna

Academic Year 2021-22

**Criterion II – Teaching–Learning and Evaluation Student Satisfaction Survey on
Teaching Learning Process**

Name of Student : GAWAI SURAJ BHAI.

Class : B.A.I

Following are questions for student satisfaction survey regarding teaching learning process.

1. How well were the teachers able to communicate?
4 – Always effective
3 – Sometimes effective
☒ 2 – Just satisfactorily
1 – Generally ineffective
0 – Very poor communication
2. How much of the syllabus was covered in the class?
4 – 85 to 100%
3 – 70 to 84%
☒ 2 – 55 to 69%
1 – 30 to 54%
0 – Below 30%
3. The teacher's approach to teaching can best be described as
4 – Excellent
3 – Very good
☒ 2 – Good
1 – Fair
0 – Poor
4. The institute takes active interest in promoting internship, student exchange, field visit opportunities for students.
☒ 4 – Regularly
3 – Often
2 – Sometimes
1 – Rarely
0 – Never

5. The institution makes effort to engage students in the monitoring, review and continuous quality improvement of the teaching learning process.

- ☒ 4 – Strongly agree
- ☐ 3 – Agree
- ☐ 2 – Neutral
- ☐ 1 – Disagree
- ☐ 0 – Strongly disagree

6. Fairness of the internal evaluation process by the teachers.

- ☐ 4 – Always fair
- ☒ 3 – Usually fair
- ☐ 2 – Sometimes unfair
- ☐ 1 – Usually unfair
- ☐ 0 – Unfair

7. How well did the teachers prepare for the classes?

- ☐ 4 – Thoroughly
- ☐ 3 – Satisfactorily
- ☒ 2 – Poorly
- ☐ 1 – Indifferently
- ☐ 0 – Won't teach at all

8. The teachers illustrate the concepts through examples and applications.

- ☐ 4 – Every time
- ☐ 3 – Usually
- ☐ 2 – Occasionally/Sometimes
- ☒ 1 – Rarely
- ☐ 0 – Never

9. The teaching and mentoring process in your institution facilitates you in cognitive, social and emotional growth.

- ☐ 4 – Significantly
- ☐ 3 – Very well
- ☐ 2 – Moderately
- ☐ 1 – Marginally
- ☒ 0 – Not at all

10. The institution provides multiple opportunities to learn and grow.

- ☒ 4 – Strongly agree
- ☐ 3 – Agree
- ☐ 2 – Neutral
- ☐ 1 – Disagree
- ☐ 0 – Strongly disagree

11. Teachers inform you about your expected competencies, course outcomes and programme outcomes.

- 4 – Every time
- 3 – Usually
- ☒ 2 – Occasionally/Sometimes
- 1 – Rarely
- 0 – Never

12. Was your performance in assignments discussed with you?

- 4 – Every time
- 3 – Usually
- 2 – Occasionally/Sometimes
- ☒ 1 – Rarely
- 0 – Never

13. Your mentor does a necessary follow-up with an assigned task to you.

- 4 – Every time
- 3 – Usually
- 2 – Occasionally/Sometimes
- 1 – Rarely
- ☒ 0 – I don't have a mentor

14. The teachers identify your strengths and encourage you with providing right level of challenges.

- 4 – Fully
- ☒ 3 – Reasonably
- 2 – Partially
- 1 – Slightly
- 0 – Unable to

15. Teachers are able to identify your weaknesses and help you to overcome them.

- 4 – Every time
- 3 – Usually
- ☒ 2 – Occasionally/Sometimes
- 1 – Rarely
- 0 – Never

16. The institute/ teachers use student centric methods, such as experiential learning, participative learning and problem solving methodologies for enhancing learning experiences.

- ☒ 4 – To a great extent
- 3 – Moderate
- 2 – Some what
- 1 – Very little
- 0 – Not at all

17. Teachers encourage you to participate in extracurricular activities.

- 4 – Strongly agree
- 3 – Agree
- 2 – Neutral
- 1 – Disagree
- ☒ 0 – Strongly disagree

18. Efforts are made by the institute/ teachers to inculcate soft skills, life skills and employability skills to make you ready for the world of work.

- 4 – To a great extent
- 3 – Moderate
- 2 – Somewhat
- ☒ 1 – Very little
- 0 – Not at all

19. What percentage of teachers use ICT tools such as LCD projector, Multimedia, etc. while teaching.

- 4 – Above 90%
- 3 – 70 – 89%
- ☒ 2 – 50 – 69%
- 1 – 30 – 49%
- 0 – Below 29%

20. The overall quality of teaching-learning process in your institute is very good.

- 4 – Strongly agree
- ☒ 3 – Agree
- 2 – Neutral
- 1 – Disagree
- 0 – Strongly disagree



Sign of student

Rashtramata Indira Gandhi College , Jalna

Academic Year 2021-22

Criterion II – Teaching–Learning and Evaluation Student Satisfaction Survey on
Teaching Learning Process

Name of Student : Alise Ashok Bhansheb

Class : B A II

Following are questions for student satisfaction survey regarding teaching learning process.

1. How well were the teachers able to communicate?
☒ 4 – Always effective
☐ 3 – Sometimes effective
☐ 2 – Just satisfactorily
☐ 1 – Generally ineffective
☐ 0 – Very poor communication
2. How much of the syllabus was covered in the class? 4 – 85 to 100%
☒ 3 – 70 to 84%
☐ 2 – 55 to 69%
☐ 1 – 30 to 54%
☐ 0 – Below 30%
3. The teacher's approach to teaching can best be described as
☐ 4 – Excellent
☐ 3 – Very good
☒ 2 – Good
☐ 1 – Fair
☐ 0 – Poor
4. The institute takes active interest in promoting internship, student exchange, field visit opportunities for students.
☐ 4 – Regularly
☐ 3 – Often
☐ 2 – Sometimes
☒ 1 – Rarely
☐ 0 – Never

5. The institution makes effort to engage students in the monitoring, review and continuous quality improvement of the teaching learning process.

4 – Strongly agree

~~3 – Agree~~

2 – Neutral

1 – Disagree

0 – Strongly disagree

6. Fairness of the internal evaluation process by the teachers.

4 – Always fair

3 – Usually fair

~~2 – Sometimes unfair~~

1 – Usually unfair

0 – Unfair

7. How well did the teachers prepare for the classes?

4 – Thoroughly

3 – Satisfactorily

2 – Poorly

1 – Indifferently

~~0 – Won't teach at all~~

8. The teachers illustrate the concepts through examples and applications.

~~4 – Every time~~

3 – Usually

2 – Occasionally/Sometimes

1 – Rarely

0 – Never

9. The teaching and mentoring process in your institution facilitates you in cognitive, social and emotional growth.

4 – Significantly

3 – Very well

2 – Moderately

1 – Marginally

0 – Not at all

10. The institution provides multiple opportunities to learn and grow.

4 – Strongly agree

~~3 – Agree~~

2 – Neutral

1 – Disagree

0 – Strongly disagree

12. The teachers illustrate the concepts through examples and applications.

- ☒ 4 – Every time
- ☐ 3 – Usually
- ☐ 2 – Occasionally/Sometimes
- ☐ 1 – Rarely
- ☐ 0 – Never

13. The teachers identify your strengths and encourage you with providing right level of challenges.

- ☐ 4 – Fully
- ☒ 3 – Reasonably
- ☐ 2 – Partially
- ☐ 1 – Slightly
- ☐ 0 – Unable to

14. Teachers are able to identify your weaknesses and help you to overcome them.

- ☐ 4 – Every time
- ☐ 3 – Usually
- ☒ 2 – Occasionally/Sometimes
- ☐ 1 – Rarely
- ☐ 0 – Never

15. The institution makes effort to engage students in the monitoring, review and continuous quality improvement of the teaching learning process.

- ☐ 4 – Strongly agree
- ☐ 3 – Agree
- ☐ 2 – Neutral
- ☒ 1 – Disagree
- ☐ 0 – Strongly disagree

16. The institute/ teachers use student centric methods, such as experiential learning, participative learning and problem solving methodologies for enhancing learning experiences.

- ☒ 4 – To a great extent
- ☐ 3 – Moderate
- ☐ 2 – Some what
- ☐ 1 – Very little
- ☐ 0 – Not at all

17. Teachers encourage you to participate in extracurricular activities.

- ☒ 4 – Strongly agree
- ☐ 3 – Agree
- ☐ 2 – Neutral
- ☐ 1 – Disagree
- ☐ 0 – Strongly disagree

18. Efforts are made by the institute/ teachers to inculcate soft skills, life skills and employability skills to make you ready for the world of work.

- ☒ 4 – To a great extent
- ☐ 3 – Moderate
- ☐ 2 – Somewhat
- ☐ 1 – Very little
- ☐ 0 – Not at all

19. What percentage of teachers use ICT tools such as LCD projector, Multimedia, etc. while teaching.

- ☒ 4 – Above 90%
- ☐ 3 – 70 – 89%
- ☐ 2 – 50 – 69%
- ☐ 1 – 30 – 49%
- ☐ 0 – Below 29%

20. The overall quality of teaching-learning process in your institute is very good.

- ☐ 4 – Strongly agree
- ☐ 3 – Agree
- ☒ 2 – Neutral
- ☐ 1 – Disagree
- ☐ 0 – Strongly disagree


Sign of student

Rashtramata Indira Gandhi College , Jalna

Academic Year 2021-22

Criterion II – Teaching–Learning and Evaluation Student Satisfaction Survey on
Teaching Learning Process

Name of Student : Plus Lyman Mamey

Class : B.A. II

Following are questions for student satisfaction survey regarding teaching learning process.

1. How well were the teachers able to communicate?
☒ 4 – Always effective
3 – Sometimes effective
2 – Just satisfactorily
1 – Generally ineffective
0 – Very poor communication
2. How much of the syllabus was covered in the class?
4 – 85 to 100%
3 – 70 to 84%
☒ 2 – 55 to 69%
1 – 30 to 54%
0 – Below 30%
3. The teacher's approach to teaching can best be described as
4 – Excellent
3 – Very good
2 – Good
☒ 1 – Fair
0 – Poor
4. The institute takes active interest in promoting internship, student exchange, field visit opportunities for students.
4 – Regularly
3 – Often
2 – Sometimes
1 – Rarely
☒ 0 – Never

5. The institution makes effort to engage students in the monitoring, review and continuous quality improvement of the teaching learning process.

- ☒ 4 – Strongly agree
- ☐ 3 – Agree
- ☐ 2 – Neutral
- ☐ 1 – Disagree
- ☐ 0 – Strongly disagree

6. Fairness of the internal evaluation process by the teachers.

- ☒ 4 – Always fair
- ☐ 3 – Usually fair
- ☐ 2 – Sometimes unfair
- ☐ 1 – Usually unfair
- ☐ 0 – Unfair

7. How well did the teachers prepare for the classes?

- ☐ 4 – Thoroughly
- ☐ 3 – Satisfactorily
- ☐ 2 – Poorly
- ☒ 1 – Indifferently
- ☐ 0 – Won't teach at all

8. The teachers illustrate the concepts through examples and applications.

- ☐ 4 – Every time
- ☐ 3 – Usually
- ☐ 2 – Occasionally/Sometimes
- ☐ 1 – Rarely
- ☐ 0 – Never

9. The teaching and mentoring process in your institution facilitates you in cognitive, social and emotional growth.

- ☐ 4 – Significantly
- ☐ 3 – Very well
- ☐ 2 – Moderately
- ☐ 1 – Marginally
- ☒ 0 – Not at all

10. The institution provides multiple opportunities to learn and grow.

- ☒ 4 – Strongly agree
- ☐ 3 – Agree
- ☐ 2 – Neutral
- ☐ 1 – Disagree
- ☐ 0 – Strongly disagree

11. Teachers inform you about your expected competencies, course outcomes and programme outcomes.

- ☒ 4 – Every time
- ☐ 3 – Usually
- ☐ 2 – Occasionally/Sometimes
- ☐ 1 – Rarely
- ☐ 0 – Never

12. Was your performance in assignments discussed with you?

- ☐ 4 – Every time
- ☐ 3 – Usually
- ☒ 2 – Occasionally/Sometimes
- ☐ 1 – Rarely
- ☐ 0 – Never

13. Your mentor does a necessary follow-up with an assigned task to you.

- ☐ 4 – Every time
- ☐ 3 – Usually
- ☐ 2 – Occasionally/Sometimes
- ☒ 1 – Rarely
- ☐ 0 – I don't have a mentor

14. The teachers identify your strengths and encourage you with providing right level of challenges.

- ☐ 4 – Fully
- ☐ 3 – Reasonably
- ☐ 2 – Partially
- ☐ 1 – Slightly
- ☒ 0 – Unable to

15. Teachers are able to identify your weaknesses and help you to overcome them.

- ☐ 4 – Every time
- ☒ 3 – Usually
- ☐ 2 – Occasionally/Sometimes
- ☐ 1 – Rarely
- ☐ 0 – Never

16. The institute/ teachers use student centric methods, such as experiential learning, participative learning and problem solving methodologies for enhancing learning experiences.

- ☒ 4 – To a great extent
- ☐ 3 – Moderate
- ☐ 2 – Some what
- ☐ 1 – Very little
- ☐ 0 – Not at all

17. Teachers encourage you to participate in extracurricular activities.

- ☒ 4 – Strongly agree
- ☐ 3 – Agree
- ☐ 2 – Neutral
- ☐ 1 – Disagree
- ☐ 0 – Strongly disagree

18. Efforts are made by the institute/ teachers to inculcate soft skills, life skills and employability skills to make you ready for the world of work.

- ☒ 4 – To a great extent
- ☐ 3 – Moderate
- ☐ 2 – Somewhat
- ☐ 1 – Very little
- ☐ 0 – Not at all

19. What percentage of teachers use ICT tools such as LCD projector, Multimedia, etc. while teaching.

- ☐ 4 – Above 90%
- ☐ 3 – 70 – 89%
- ☒ 2 – 50 – 69%
- ☐ 1 – 30 – 49%
- ☐ 0 – Below 29%

20. The overall quality of teaching-learning process in your institute is very good.

- ☐ 4 – Strongly agree
- ☐ 3 – Agree
- ☐ 2 – Neutral
- ☒ 1 – Disagree
- ☐ 0 – Strongly disagree



Sign of student

Rashtramata Indira Gandhi College , Jalna

Academic Year 2021-22

**Criterion II – Teaching–Learning and Evaluation Student Satisfaction Survey on
Teaching Learning Process**

Name of Student : LAD DIVYA MANJARI

Class : B. A. II

Following are questions for student satisfaction survey regarding teaching learning process.

1. How well were the teachers able to communicate?
☒ 4 – Always effective
☐ 3 – Sometimes effective
☐ 2 – Just satisfactorily
☐ 1 – Generally ineffective
☐ 0 – Very poor communication
2. How much of the syllabus was covered in the class?
4 – 85 to 100%
☒ 3 – 70 to 84%
☐ 2 – 55 to 69%
☐ 1 – 30 to 54%
☐ 0 – Below 30%
3. The teacher's approach to teaching can best be described as
☐ 4 – Excellent
☐ 3 – Very good
☐ 2 – Good
☒ 1 – Fair
☐ 0 – Poor
4. The institute takes active interest in promoting internship, student exchange, field visit opportunities for students.
☐ 4 – Regularly
☐ 3 – Often
☐ 2 – Sometimes
☒ 1 – Rarely
☐ 0 – Never

5. The institution makes effort to engage students in the monitoring, review and continuous quality improvement of the teaching learning process.

- ~~4~~ - Strongly agree
- 3 - Agree
- 2 - Neutral
- 1 - Disagree
- 0 - Strongly disagree

6. Fairness of the internal evaluation process by the teachers.

- 4 - Always fair
- ~~3~~ - Usually fair
- 2 - Sometimes unfair
- 1 - Usually unfair
- 0 - Unfair

7. How well did the teachers prepare for the classes?

- 4 - Thoroughly
- 3 - Satisfactorily
- 2 - Poorly
- ~~1~~ - Indifferently
- 0 - Won't teach at all

8. The teachers illustrate the concepts through examples and applications.

- 4 - Every time
- 3 - Usually
- ~~2~~ - Occasionally/Sometimes
- 1 - Rarely
- 0 - Never

9. The teaching and mentoring process in your institution facilitates you in cognitive, social and emotional growth.

- 4 - Significantly
- ~~3~~ - Very well
- 2 - Moderately
- 1 - Marginally
- 0 - Not at all

10. The institution provides multiple opportunities to learn and grow.

- 4 - Strongly agree
- ~~3~~ - Agree
- 2 - Neutral
- 1 - Disagree
- 0 - Strongly disagree

12. The teachers illustrate the concepts through examples and applications.

- 4 – Every time
- 3 – Usually
- 2 – Occasionally/Sometimes
- 1 – Rarely
- 0 – Never

13. The teachers identify your strengths and encourage you with providing right level of challenges.

- 4 – Fully
- 3 – Reasonably
- 2 – Partially
- 1 – Slightly
- 0 – Unable to

14. Teachers are able to identify your weaknesses and help you to overcome them.

- 4 – Every time
- 3 – Usually
- 2 – Occasionally/Sometimes
- 1 – Rarely
- 0 – Never

15. The institution makes effort to engage students in the monitoring, review and continuous quality improvement of the teaching learning process.

- 4 – Strongly agree
- 3 – Agree
- 2 – Neutral
- 1 – Disagree
- 0 – Strongly disagree

16. The institute/ teachers use student centric methods, such as experiential learning, participative learning and problem solving methodologies for enhancing learning experiences.

- 4 – To a great extent
- 3 – Moderate
- 2 – Some what
- 1 – Very little
- 0 – Not at all

17. Teachers encourage you to participate in extracurricular activities.

- 4 – Strongly agree
- 3 – Agree
- 2 – Neutral
- 1 – Disagree
- 0 – Strongly disagree

18. Efforts are made by the institute/ teachers to inculcate soft skills, life skills and employability skills to make you ready for the world of work.

4 – To a great extent

3 – Moderate

2 – Somewhat

1 – Very little

0 – Not at all

19. What percentage of teachers use ICT tools such as LCD projector, Multimedia, etc. while teaching.

4 – Above 90%

3 – 70 – 89%

2 – 50 – 69%

1 – 30 – 49%

0 – Below 29%

20. The overall quality of teaching-learning process in your institute is very good.

4 – Strongly agree

3 – Agree

2 – Neutral

1 – Disagree

0 – Strongly disagree



Sign of student

Rashtramata Indira Gandhi College , Jalna

Academic Year 2021-22

**Criterion II – Teaching–Learning and Evaluation Student Satisfaction Survey on
Teaching Learning Process**

Name of Student : Sayed Sameer Shantet

Class : B.A II

Following are questions for student satisfaction survey regarding teaching learning process.

1. How well were the teachers able to communicate?
☒ 4 – Always effective
3 – Sometimes effective
2 – Just satisfactorily
1 – Generally ineffective
0 – Very poor communication
2. How much of the syllabus was covered in the class?
4 – 85 to 100%
3 – 70 to 84%
☒ 2 – 55 to 69%
1 – 30 to 54%
0 – Below 30%
3. The teacher's approach to teaching can best be described as
4 – Excellent
3 – Very good
☒ 2 – Good
1 – Fair
0 – Poor
4. The institute takes active interest in promoting internship, student exchange, field visit opportunities for students.
4 – Regularly
3 – Often
2 – Sometimes
☒ 1 – Rarely
0 – Never

5. The institution makes effort to engage students in the monitoring, review and continuous quality improvement of the teaching learning process.

- ☒ 4 – Strongly agree
- ☐ 3 – Agree
- ☐ 2 – Neutral
- ☐ 1 – Disagree
- ☐ 0 – Strongly disagree

6. Fairness of the internal evaluation process by the teachers.

- ☐ 4 – Always fair
- ☐ 3 – Usually fair
- ☒ 2 – Sometimes unfair
- ☐ 1 – Usually unfair
- ☐ 0 – Unfair

7. How well did the teachers prepare for the classes?

- ☐ 4 – Thoroughly
- ☐ 3 – Satisfactorily
- ☐ 2 – Poorly
- ☒ 1 – Indifferently
- ☐ 0 – Won't teach at all

8. The teachers illustrate the concepts through examples and applications.

- ☐ 4 – Every time
- ☐ 3 – Usually
- ☐ 2 – Occasionally/Sometimes
- ☐ 1 – Rarely
- ☒ 0 – Never

9. The teaching and mentoring process in your institution facilitates you in cognitive, social and emotional growth.

- ☐ 4 – Significantly
- ☒ 3 – Very well
- ☐ 2 – Moderately
- ☐ 1 – Marginally
- ☐ 0 – Not at all

10. The institution provides multiple opportunities to learn and grow.

- ☒ 4 – Strongly agree
- ☐ 3 – Agree
- ☐ 2 – Neutral
- ☐ 1 – Disagree
- ☐ 0 – Strongly disagree

11. Teachers inform you about your expected competencies, course outcomes and programme outcomes.

- ☒ 4 – Every time
- ☐ 3 – Usually
- ☐ 2 – Occasionally/Sometimes
- ☐ 1 – Rarely
- ☐ 0 – Never

12. Was your performance in assignments discussed with you?

- ☐ 4 – Every time
- ☒ 3 – Usually
- ☐ 2 – Occasionally/Sometimes
- ☐ 1 – Rarely
- ☐ 0 – Never

13. Your mentor does a necessary follow-up with an assigned task to you.

- ☐ 4 – Every time
- ☐ 3 – Usually
- ☐ 2 – Occasionally/Sometimes
- ☒ 1 – Rarely
- ☐ 0 – I don't have a mentor

14. The teachers identify your strengths and encourage you with providing right level of challenges.

- ☐ 4 – Fully
- ☐ 3 – Reasonably
- ☐ 2 – Partially
- ☐ 1 – Slightly
- ☒ 0 – Unable to

15. Teachers are able to identify your weaknesses and help you to overcome them.

- ☒ 4 – Every time
- ☐ 3 – Usually
- ☐ 2 – Occasionally/Sometimes
- ☐ 1 – Rarely
- ☐ 0 – Never

16. The institute/ teachers use student centric methods, such as experiential learning, participative learning and problem solving methodologies for enhancing learning experiences.

- ☒ 4 – To a great extent
- ☐ 3 – Moderate
- ☐ 2 – Some what
- ☐ 1 – Very little
- ☐ 0 – Not at all

17. Teachers encourage you to participate in extracurricular activities.

- ☒ 4 – Strongly agree
- ☐ 3 – Agree
- ☐ 2 – Neutral
- ☐ 1 – Disagree
- ☐ 0 – Strongly disagree

18. Efforts are made by the institute/ teachers to inculcate soft skills, life skills and employability skills to make you ready for the world of work.


- ☐ 4 – To a great extent
- ☒ 3 – Moderate
- ☐ 2 – Somewhat
- ☐ 1 – Very little
- ☐ 0 – Not at all

19. What percentage of teachers use ICT tools such as LCD projector, Multimedia, etc. while teaching.

- ☐ 4 – Above 90%
- ☐ 3 – 70 – 89%
- ☐ 2 – 50 – 69%
- ☒ 1 – 30 – 49%
- ☐ 0 – Below 29%

20. The overall quality of teaching-learning process in your institute is very good.

- ☐ 4 – Strongly agree
- ☐ 3 – Agree
- ☐ 2 – Neutral
- ☒ 1 – Disagree
- ☐ 0 – Strongly disagree


Sign of student

Rashtramata Indira Gandhi College , Jalna

Academic Year 2021-22

**Criterion II – Teaching–Learning and Evaluation Student Satisfaction Survey on
Teaching Learning Process**

Name of Student : Wagh Madhav Tukaram

Class : B.A II

Following are questions for student satisfaction survey regarding teaching learning process.

1. How well were the teachers able to communicate?
☒ 4 – Always effective
3 – Sometimes effective
2 – Just satisfactorily
1 – Generally ineffective
0 – Very poor communication
2. How much of the syllabus was covered in the class?
4 – 85 to 100%
☒ 3 – 70 to 84%
2 – 55 to 69%
1 – 30 to 54%
0 – Below 30%
3. The teacher's approach to teaching can best be described as
4 – Excellent
3 – Very good
☒ 2 – Good
1 – Fair
0 – Poor
4. The institute takes active interest in promoting internship, student exchange, field visit opportunities for students.
4 – Regularly
3 – Often
☒ 2 – Sometimes
1 – Rarely
0 – Never

5. The institution makes effort to engage students in the monitoring, review and continuous quality improvement of the teaching learning process.

- ~~4~~ – Strongly agree
- 3 – Agree
- 2 – Neutral
- 1 – Disagree
- 0 – Strongly disagree

6. Fairness of the internal evaluation process by the teachers.

- 4 – Always fair
- ~~3~~ – Usually fair
- 2 – Sometimes unfair
- 1 – Usually unfair
- 0 – Unfair

7. How well did the teachers prepare for the classes?

- 4 – Thoroughly
- 3 – Satisfactorily
- ~~2~~ – Poorly
- 1 – Indifferently
- 0 – Won't teach at all

8. The teachers illustrate the concepts through examples and applications.

- 4 – Every time
- 3 – Usually
- 2 – Occasionally/Sometimes
- ~~1~~ – Rarely
- 0 – Never

9. The teaching and mentoring process in your institution facilitates you in cognitive, social and emotional growth.

- 4 – Significantly
- 3 – Very well
- 2 – Moderately
- 1 – Marginally
- ~~0~~ – Not at all

10. The institution provides multiple opportunities to learn and grow.

- ~~4~~ – Strongly agree
- 3 – Agree
- 2 – Neutral
- 1 – Disagree
- 0 – Strongly disagree

11. Teachers inform you about your expected competencies, course outcomes and programme outcomes.

- 4 – Every time
- 3 – Usually
- 2 – Occasionally/Sometimes
- ☒ 1 – Rarely
- 0 – Never

12. Was your performance in assignments discussed with you?

- 4 – Every time
- 3 – Usually
- ☒ 2 – Occasionally/Sometimes
- 1 – Rarely
- 0 – Never

13. Your mentor does a necessary follow-up with an assigned task to you.

- 4 – Every time
- ☒ 3 – Usually
- 2 – Occasionally/Sometimes
- 1 – Rarely
- 0 – I don't have a mentor

14. The teachers identify your strengths and encourage you with providing right level of challenges.

- ☒ 4 – Fully
- 3 – Reasonably
- 2 – Partially
- 1 – Slightly
- 0 – Unable to

15. Teachers are able to identify your weaknesses and help you to overcome them.

- ☒ 4 – Every time
- 3 – Usually
- 2 – Occasionally/Sometimes
- 1 – Rarely
- 0 – Never

16. The institute/ teachers use student centric methods, such as experiential learning, participative learning and problem solving methodologies for enhancing learning experiences.

- ☒ 4 – To a great extent
- 3 – Moderate
- 2 – Some what
- 1 – Very little
- 0 – Not at all

17. Teachers encourage you to participate in extracurricular activities.

- ☒ 4 – Strongly agree
- ☐ 3 – Agree
- ☐ 2 – Neutral
- ☐ 1 – Disagree
- ☐ 0 – Strongly disagree

18. Efforts are made by the institute/ teachers to inculcate soft skills, life skills and employability skills to make you ready for the world of work.

- ☒ 4 – To a great extent
- ☐ 3 – Moderate
- ☐ 2 – Somewhat
- ☐ 1 – Very little
- ☐ 0 – Not at all

19. What percentage of teachers use ICT tools such as LCD projector, Multimedia, etc. while teaching.

- ☐ 4 – Above 90%
- ☐ 3 – 70 – 89%
- ☒ 2 – 50 – 69%
- ☐ 1 – 30 – 49%
- ☐ 0 – Below 29%

20. The overall quality of teaching-learning process in your institute is very good.

- ☐ 4 – Strongly agree
- ☐ 3 – Agree
- ☐ 2 – Neutral
- ☒ 1 – Disagree
- ☐ 0 – Strongly disagree


Sign of student

Rashtramata Indira Gandhi College , Jalna

Academic Year 2021-22

**Criterion II – Teaching–Learning and Evaluation Student Satisfaction Survey on
Teaching Learning Process**

Name of Student : Aerof Khanam Altaf

Class : B-A III

Following are questions for student satisfaction survey regarding teaching learning process.

1. How well were the teachers able to communicate?
☒ 4 – Always effective
3 – Sometimes effective
2 – Just satisfactorily
1 – Generally ineffective
0 – Very poor communication
2. How much of the syllabus was covered in the class?
4 – 85 to 100%
☒ 3 – 70 to 84%
2 – 55 to 69%
1 – 30 to 54%
0 – Below 30%
3. The teacher's approach to teaching can best be described as
☒ 4 – Excellent
3 – Very good
2 – Good
1 – Fair
0 – Poor
4. The institute takes active interest in promoting internship, student exchange, field visit opportunities for students.
☒ 4 – Regularly
3 – Often
2 – Sometimes
1 – Rarely
0 – Never

5. The institution makes effort to engage students in the monitoring, review and continuous quality improvement of the teaching learning process.

- ~~4~~ – Strongly agree
- 3 – Agree
- 2 – Neutral
- 1 – Disagree
- 0 – Strongly disagree

6. Fairness of the internal evaluation process by the teachers.

- ~~4~~ – Always fair
- ~~3~~ – Usually fair
- 2 – Sometimes unfair
- 1 – Usually unfair
- 0 – Unfair

7. How well did the teachers prepare for the classes?

- 4 – Thoroughly
- 3 – Satisfactorily
- ~~2~~ – Poorly
- 1 – Indifferently
- 0 – Won't teach at all

8. The teachers illustrate the concepts through examples and applications.

- 4 – Every time
- 3 – Usually
- 2 – Occasionally/Sometimes
- ~~1~~ – Rarely
- 0 – Never

9. The teaching and mentoring process in your institution facilitates you in cognitive, social and emotional growth.

- 4 – Significantly
- 3 – Very well
- 2 – Moderately
- 1 – Marginally
- ~~0~~ – Not at all

10. The institution provides multiple opportunities to learn and grow.

- ~~4~~ – Strongly agree
- ~~3~~ – Agree
- 2 – Neutral
- 1 – Disagree
- 0 – Strongly disagree

11. Teachers inform you about your expected competencies, course outcomes and programme outcomes.

- ☒ 4 – Every time
- ☐ 3 – Usually
- ☐ 2 – Occasionally/Sometimes
- ☐ 1 – Rarely
- ☐ 0 – Never

12. Was your performance in assignments discussed with you?

- ☐ 4 – Every time
- ☒ 3 – Usually
- ☐ 2 – Occasionally/Sometimes
- ☐ 1 – Rarely
- ☐ 0 – Never

13. Your mentor does a necessary follow-up with an assigned task to you.

- ☐ 4 – Every time
- ☐ 3 – Usually
- ☐ 2 – Occasionally/Sometimes
- ☒ 1 – Rarely
- ☐ 0 – I don't have a mentor

14. The teachers identify your strengths and encourage you with providing right level of challenges.

- ☐ 4 – Fully
- ☐ 3 – Reasonably
- ☐ 2 – Partially
- ☐ 1 – Slightly
- ☒ 0 – Unable to

15. Teachers are able to identify your weaknesses and help you to overcome them.

- ☐ 4 – Every time
- ☐ 3 – Usually
- ☒ 2 – Occasionally/Sometimes
- ☐ 1 – Rarely
- ☐ 0 – Never

16. The institute/ teachers use student centric methods, such as experiential learning, participative learning and problem solving methodologies for enhancing learning experiences.

- ☒ 4 – To a great extent
- ☐ 3 – Moderate
- ☐ 2 – Some what
- ☐ 1 – Very little
- ☐ 0 – Not at all

17. Teachers encourage you to participate in extracurricular activities.

~~4~~ - Strongly agree

3 - Agree

2 - Neutral

1 - Disagree

0 - Strongly disagree

18. Efforts are made by the institute/ teachers to inculcate soft skills, life skills and employability skills to make you ready for the world of work.

~~4~~ - To a great extent

3 - Moderate

2 - Somewhat

1 - Very little

0 - Not at all

19. What percentage of teachers use ICT tools such as LCD projector, Multimedia, etc. while teaching.

4 - Above 90%

3 - 70 - 89%

2 - 50 - 69%

~~1~~ - 30 - 49%

0 - Below 29%

20. The overall quality of teaching-learning process in your institute is very good.

4 - Strongly agree

~~3~~ - Agree

2 - Neutral

1 - Disagree

0 - Strongly disagree


Sign of student

Rashtramata Indira Gandhi College , Jalna
Academic Year 2021-22

**Criterion II – Teaching–Learning and Evaluation Student Satisfaction Survey on
Teaching Learning Process**

Name of Student : Bele Arjun Tolaba

Class : B.A.M

Following are questions for student satisfaction survey regarding teaching learning process.

1. How well were the teachers able to communicate?
☒ 4 – Always effective
3 – Sometimes effective
2 – Just satisfactorily
1 – Generally ineffective
0 – Very poor communication
2. How much of the syllabus was covered in the class?
4 – 85 to 100%
☒ 3 – 70 to 84%
2 – 55 to 69%
1 – 30 to 54%
0 – Below 30%
3. The teacher's approach to teaching can best be described as
4 – Excellent
3 – Very good
☒ 2 – Good
1 – Fair
0 – Poor
4. The institute takes active interest in promoting internship, student exchange, field visit opportunities for students.
4 – Regularly
3 – Often
2 – Sometimes
☒ 1 – Rarely
0 – Never

5. The institution makes effort to engage students in the monitoring, review and continuous quality improvement of the teaching learning process.

- ~~4~~ - Strongly agree
- 3 - Agree
- 2 - Neutral
- 1 - Disagree
- 0 - Strongly disagree

6. Fairness of the internal evaluation process by the teachers.

- 4 - Always fair
- ~~3~~ - Usually fair
- 2 - Sometimes unfair
- 1 - Usually unfair
- 0 - Unfair

7. How well did the teachers prepare for the classes?

- 4 - Thoroughly
- 3 - Satisfactorily
- ~~2~~ - Poorly
- 1 - Indifferently
- 0 - Won't teach at all

8. The teachers illustrate the concepts through examples and applications.

- 4 - Every time
- 3 - Usually
- 2 - Occasionally/Sometimes
- ~~1~~ - Rarely
- 0 - Never

9. The teaching and mentoring process in your institution facilitates you in cognitive, social and emotional growth.

- 4 - Significantly
- 3 - Very well
- 2 - Moderately
- 1 - Marginally
- ~~0~~ - Not at all

10. The institution provides multiple opportunities to learn and grow.

- ~~4~~ - Strongly agree
- 3 - Agree
- 2 - Neutral
- 1 - Disagree
- 0 - Strongly disagree

12. The teachers illustrate the concepts through examples and applications.

- ☒ 4 – Every time
- ☐ 3 – Usually
- ☐ 2 – Occasionally/Sometimes
- ☐ 1 – Rarely
- ☐ 0 – Never

13. The teachers identify your strengths and encourage you with providing right level of challenges.

- ☒ 4 – Fully
- ☐ 3 – Reasonably
- ☐ 2 – Partially
- ☐ 1 – Slightly
- ☐ 0 – Unable to

14. Teachers are able to identify your weaknesses and help you to overcome them.

- ☐ 4 – Every time
- ☐ 3 – Usually
- ☒ 2 – Occasionally/Sometimes
- ☐ 1 – Rarely
- ☐ 0 – Never

15. The institution makes effort to engage students in the monitoring, review and continuous quality improvement of the teaching learning process.

- ☐ 4 – Strongly agree
- ☐ 3 – Agree
- ☐ 2 – Neutral
- ☒ 1 – Disagree
- ☐ 0 – Strongly disagree

16. The institute/ teachers use student centric methods, such as experiential learning, participative learning and problem solving methodologies for enhancing learning experiences.

- ☐ 4 – To a great extent
- ☐ 3 – Moderate
- ☐ 2 – Some what
- ☐ 1 – Very little
- ☒ 0 – Not at all

17. Teachers encourage you to participate in extracurricular activities.

- ☒ 4 – Strongly agree
- ☐ 3 – Agree
- ☐ 2 – Neutral
- ☐ 1 – Disagree
- ☐ 0 – Strongly disagree

18. Efforts are made by the institute/ teachers to inculcate soft skills, life skills and employability skills to make you ready for the world of work.

- ~~4~~ – To a great extent
- 3 – Moderate
- 2 – Somewhat
- 1 – Very little
- 0 – Not at all

19. What percentage of teachers use ICT tools such as LCD projector, Multimedia, etc. while teaching.

- 4 – Above 90%
- ~~3~~ – 70 – 89%
- 2 – 50 – 69%
- 1 – 30 – 49%
- 0 – Below 29%

20. The overall quality of teaching-learning process in your institute is very good.

- 4 – Strongly agree
- 3 – Agree
- 2 – Neutral
- ~~1~~ – Disagree
- 0 – Strongly disagree

Sign of student



Rashtramata Indira Gandhi College , Jalna

Academic Year 2021-22

**Criterion II – Teaching–Learning and Evaluation Student Satisfaction Survey on
Teaching Learning Process**

Name of Student : Chirag Anand Raut

Class : B.A. III

Following are questions for student satisfaction survey regarding teaching learning process.

1. How well were the teachers able to communicate?
☒ 4 – Always effective
☐ 3 – Sometimes effective
☐ 2 – Just satisfactorily
☐ 1 – Generally ineffective
☐ 0 – Very poor communication
2. How much of the syllabus was covered in the class?
4 – 85 to 100%
☒ 3 – 70 to 84%
☐ 2 – 55 to 69%
☐ 1 – 30 to 54%
☐ 0 – Below 30%
3. The teacher's approach to teaching can best be described as
☐ 4 – Excellent
☐ 3 – Very good
☒ 2 – Good
☐ 1 – Fair
☐ 0 – Poor
4. The institute takes active interest in promoting internship, student exchange, field visit opportunities for students.
☐ 4 – Regularly
☐ 3 – Often
☐ 2 – Sometimes
☒ 1 – Rarely
☐ 0 – Never

5. The institution makes effort to engage students in the monitoring, review and continuous quality improvement of the teaching learning process.

~~4~~ - Strongly agree

3 - Agree

2 - Neutral

1 - Disagree

0 - Strongly disagree

6. Fairness of the internal evaluation process by the teachers.

4 - Always fair

~~3~~ - Usually fair

2 - Sometimes unfair

1 - Usually unfair

0 - Unfair

7. How well did the teachers prepare for the classes?

4 - Thoroughly

3 - Satisfactorily

~~2~~ - Poorly

1 - Indifferently

0 - Won't teach at all

8. The teachers illustrate the concepts through examples and applications.

4 - Every time

3 - Usually

2 - Occasionally/Sometimes

1 - Rarely

~~0~~ - Never

9. The teaching and mentoring process in your institution facilitates you in cognitive, social and emotional growth.

4 - Significantly

~~3~~ - Very well

2 - Moderately

1 - Marginally

0 - Not at all

10. The institution provides multiple opportunities to learn and grow.

4 - Strongly agree

3 - Agree

~~2~~ - Neutral

1 - Disagree

0 - Strongly disagree

.. The teachers illustrate the concepts through examples and applications.

- ~~4~~ – Every time
- 3 – Usually
- 2 – Occasionally/Sometimes
- 1 – Rarely
- 0 – Never

13. The teachers identify your strengths and encourage you with providing right level of challenges.

- 4 – Fully
- ~~3~~ – Reasonably
- 2 – Partially
- 1 – Slightly
- 0 – Unable to

14. Teachers are able to identify your weaknesses and help you to overcome them.

- 4 – Every time
- 3 – Usually
- ~~2~~ – Occasionally/Sometimes
- 1 – Rarely
- 0 – Never

15. The institution makes effort to engage students in the monitoring, review and continuous quality improvement of the teaching learning process.

- 4 – Strongly agree
- 3 – Agree
- 2 – Neutral
- ~~1~~ – Disagree
- 0 – Strongly disagree

16. The institute/ teachers use student centric methods, such as experiential learning, participative learning and problem solving methodologies for enhancing learning experiences.

- 4 – To a great extent
- 3 – Moderate
- 2 – Some what
- 1 – Very little
- ~~0~~ – Not at all

17. Teachers encourage you to participate in extracurricular activities.

- 4 – Strongly agree
- ~~3~~ – Agree
- 2 – Neutral
- 1 – Disagree
- 0 – Strongly disagree

18. Efforts are made by the institute/ teachers to inculcate soft skills, life skills and employability skills to make you ready for the world of work.

~~4~~ – To a great extent

3 – Moderate

2 – Somewhat

1 – Very little

0 – Not at all

19. What percentage of teachers use ICT tools such as LCD projector, Multimedia, etc. while teaching.

4 – Above 90%

~~3~~ – 70 – 89%

2 – 50 – 69%

1 – 30 – 49%

0 – Below 29%

20. The overall quality of teaching-learning process in your institute is very good.

4 – Strongly agree

3 – Agree

~~2~~ – Neutral

1 – Disagree

0 – Strongly disagree

Sign of student



Rashtramata Indira Gandhi College , Jalna

Academic Year 2021-22

**Criterion II – Teaching–Learning and Evaluation Student Satisfaction Survey on
Teaching Learning Process**

Name of Student : Shivale Arjun Munde

Class : B.A. III

Following are questions for student satisfaction survey regarding teaching learning process.

1. How well were the teachers able to communicate?
☒ 4 – Always effective
3 – Sometimes effective
2 – Just satisfactorily
1 – Generally ineffective
0 – Very poor communication
2. How much of the syllabus was covered in the class?
4 – 85 to 100%
3 – 70 to 84%
☒ 2 – 55 to 69%
1 – 30 to 54%
0 – Below 30%
3. The teacher's approach to teaching can best be described as
4 – Excellent
3 – Very good
☒ 2 – Good
1 – Fair
0 – Poor
4. The institute takes active interest in promoting internship, student exchange, field visit opportunities for students.
☒ 4 – Regularly
3 – Often
2 – Sometimes
1 – Rarely
0 – Never

5. The institution makes effort to engage students in the monitoring, review and continuous quality improvement of the teaching learning process.

- ~~4~~ - Strongly agree
- 3 - Agree
- 2 - Neutral
- 1 - Disagree
- 0 - Strongly disagree

6. Fairness of the internal evaluation process by the teachers.

- ~~4~~ - Always fair
- ~~3~~ - Usually fair
- 2 - Sometimes unfair
- 1 - Usually unfair
- 0 - Unfair

7. How well did the teachers prepare for the classes?

- ~~4~~ - Thoroughly
- ~~3~~ - Satisfactorily
- ~~2~~ - Poorly
- 1 - Indifferently
- 0 - Won't teach at all

8. The teachers illustrate the concepts through examples and applications.

- 4 - Every time
- 3 - Usually
- 2 - Occasionally/Sometimes
- 1 - Rarely
- ~~0~~ - Never

9. The teaching and mentoring process in your institution facilitates you in cognitive, social and emotional growth.

- 4 - Significantly
- 3 - Very well
- ~~2~~ - Moderately
- 1 - Marginally
- 0 - Not at all

10. The institution provides multiple opportunities to learn and grow.

- 4 - Strongly agree
- ~~3~~ - Agree
- 2 - Neutral
- 1 - Disagree
- 0 - Strongly disagree

2. The teachers illustrate the concepts through examples and applications.

- 4 – Every time
- 3 – Usually
- 2 – Occasionally/Sometimes
- ~~1 – Rarely~~
- 0 – Never

13. The teachers identify your strengths and encourage you with providing right level of challenges.

- 4 – Fully
- 3 – Reasonably
- ~~2 – Partially~~
- 1 – Slightly
- 0 – Unable to

14. Teachers are able to identify your weaknesses and help you to overcome them.

- 4 – Every time
- ~~3 – Usually~~
- 2 – Occasionally/Sometimes
- 1 – Rarely
- 0 – Never

15. The institution makes effort to engage students in the monitoring, review and continuous quality improvement of the teaching learning process.

- ~~4 – Strongly agree~~
- 3 – Agree
- 2 – Neutral
- 1 – Disagree
- 0 – Strongly disagree

16. The institute/ teachers use student centric methods, such as experiential learning, participative learning and problem solving methodologies for enhancing learning experiences.

- 4 – To a great extent
- 3 – Moderate
- ~~2 – Some what~~
- 1 – Very little
- 0 – Not at all

17. Teachers encourage you to participate in extracurricular activities.

- ~~4 – Strongly agree~~
- 3 – Agree
- 2 – Neutral
- 1 – Disagree
- 0 – Strongly disagree

18. Efforts are made by the institute/ teachers to inculcate soft skills, life skills and employability skills to make you ready for the world of work.

- 4 - To a great extent
- 3 - Moderate
- 2 - Somewhat
- 1 - Very little
- 0 - Not at all

19. What percentage of teachers use ICT tools such as LCD projector, Multimedia, etc. while teaching.

- 4 - Above 90%
- 3 - 70 - 89%
- 2 - 50 - 69%
- 1 - 30 - 49%
- 0 - Below 29%

20. The overall quality of teaching-learning process in your institute is very good.

- 4 - Strongly agree
- 3 - Agree
- 2 - Neutral
- 1 - Disagree
- 0 - Strongly disagree


Sign of student

Rashtramata Indira Gandhi College , Jalna

Academic Year 2021-22

**Criterion II – Teaching–Learning and Evaluation Student Satisfaction Survey on
Teaching Learning Process**

Name of Student : Sayed Adulha Begum

Class : B.A.M

Following are questions for student satisfaction survey regarding teaching learning process.

1. How well were the teachers able to communicate?
☒ 4 – Always effective
☐ 3 – Sometimes effective
☐ 2 – Just satisfactorily
☐ 1 – Generally ineffective
☐ 0 – Very poor communication
2. How much of the syllabus was covered in the class?
☐ 4 – 85 to 100%
☐ 3 – 70 to 84%
☒ 2 – 55 to 69%
☐ 1 – 30 to 54%
☐ 0 – Below 30%
3. The teacher's approach to teaching can best be described as
☐ 4 – Excellent
☐ 3 – Very good
☐ 2 – Good
☒ 1 – Fair
☐ 0 – Poor
4. The institute takes active interest in promoting internship, student exchange, field visit opportunities for students.
☐ 4 – Regularly
☐ 3 – Often
☐ 2 – Sometimes
☐ 1 – Rarely
☒ 0 – Never

5. The institution makes effort to engage students in the monitoring, review and continuous quality improvement of the teaching learning process.

- ☒ 4 – Strongly agree
- ☐ 3 – Agree
- ☐ 2 – Neutral
- ☐ 1 – Disagree
- ☐ 0 – Strongly disagree

6. Fairness of the internal evaluation process by the teachers.

- ☐ 4 – Always fair
- ☐ 3 – Usually fair
- ☒ 2 – Sometimes unfair
- ☐ 1 – Usually unfair
- ☐ 0 – Unfair

7. How well did the teachers prepare for the classes?

- ☒ 4 – Thoroughly
- ☐ 3 – Satisfactorily
- ☐ 2 – Poorly
- ☐ 1 – Indifferently
- ☐ 0 – Won't teach at all

8. The teachers illustrate the concepts through examples and applications.

- ☐ 4 – Every time
- ☐ 3 – Usually
- ☐ 2 – Occasionally/Sometimes
- ☒ 1 – Rarely
- ☐ 0 – Never

9. The teaching and mentoring process in your institution facilitates you in cognitive, social and emotional growth.

- ☒ 4 – Significantly
- ☐ 3 – Very well
- ☐ 2 – Moderately
- ☐ 1 – Marginally
- ☐ 0 – Not at all

10. The institution provides multiple opportunities to learn and grow.

- ☐ 4 – Strongly agree
- ☒ 3 – Agree
- ☐ 2 – Neutral
- ☐ 1 – Disagree
- ☐ 0 – Strongly disagree

12. The teachers illustrate the concepts through examples and applications.

- ☒ 4 – Every time
- ☐ 3 – Usually
- ☐ 2 – Occasionally/Sometimes
- ☐ 1 – Rarely
- ☐ 0 – Never

13. The teachers identify your strengths and encourage you with providing right level of challenges.

- ☒ 4 – Fully
- ☐ 3 – Reasonably
- ☐ 2 – Partially
- ☐ 1 – Slightly
- ☐ 0 – Unable to

14. Teachers are able to identify your weaknesses and help you to overcome them.

- ☒ 4 – Every time
- ☐ 3 – Usually
- ☐ 2 – Occasionally/Sometimes
- ☐ 1 – Rarely
- ☐ 0 – Never

15. The institution makes effort to engage students in the monitoring, review and continuous quality improvement of the teaching learning process.

- ☐ 4 – Strongly agree
- ☐ 3 – Agree
- ☐ 2 – Neutral
- ☐ 1 – Disagree
- ☐ 0 – Strongly disagree

16. The institute/ teachers use student centric methods, such as experiential learning, participative learning and problem solving methodologies for enhancing learning experiences.

- ☐ 4 – To a great extent
- ☒ 3 – Moderate
- ☐ 2 – Some what
- ☐ 1 – Very little
- ☐ 0 – Not at all

17. Teachers encourage you to participate in extracurricular activities.

- ☐ 4 – Strongly agree
- ☐ 3 – Agree
- ☒ 2 – Neutral
- ☐ 1 – Disagree
- ☐ 0 – Strongly disagree

18. Efforts are made by the institute/ teachers to inculcate soft skills, life skills and employability skills to make you ready for the world of work.

~~4~~ - To a great extent

3 - Moderate

2 - Some what

1 - Very little

0 - Not at all

19. What percentage of teachers use ICT tools such as LCD projector, Multimedia, etc. while teaching.

4 - Above 90%

~~3~~ - 70 - 89%

2 - 50 - 69%

1 - 30 - 49%

0 - Below 29%

20. The overall quality of teaching-learning process in your institute is very good.

4 - Strongly agree

3 - Agree

~~2~~ - Neutral

1 - Disagree

0 - Strongly disagree

21. Give three observation / suggestions to improve the overall teaching - learning experience in your institution.

a)

b)

c)



Sign of student